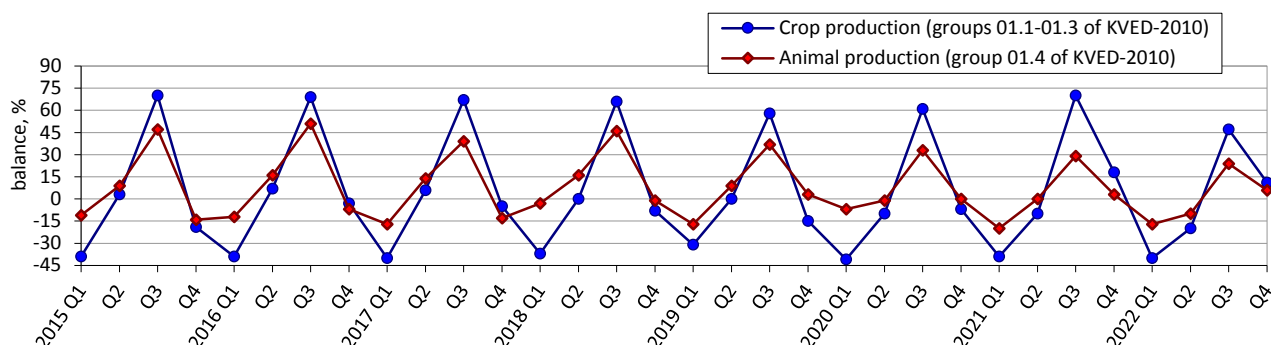
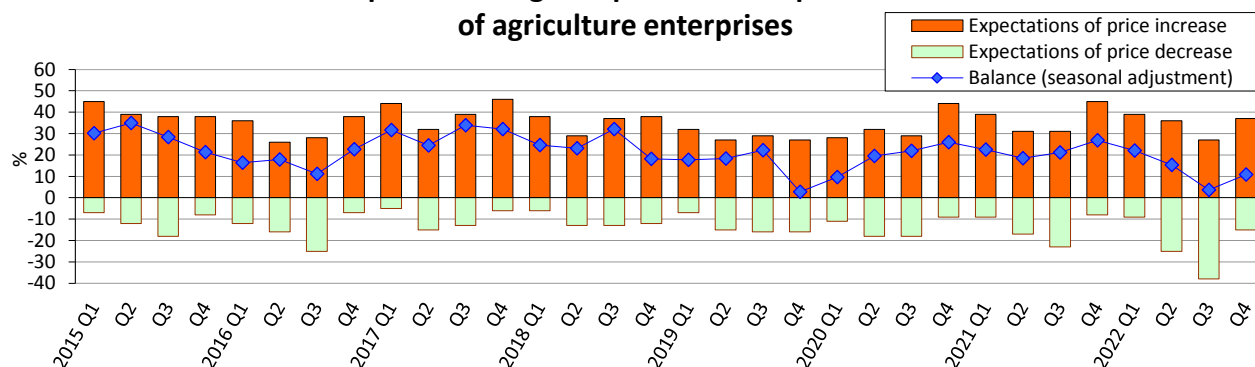


Expectations of agriculture enterprises in IV quarter 2022 regarding the development of their business activity

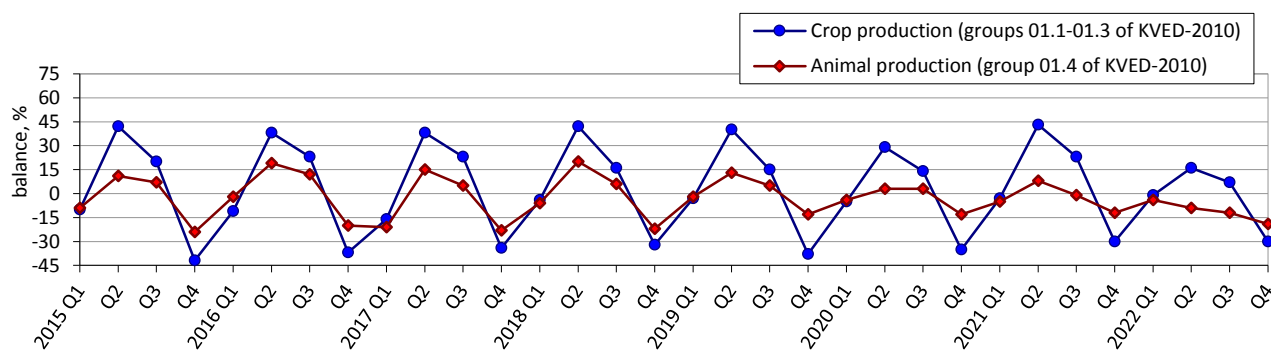
Expected changes of agricultural production



Expected changes in prices for the products of agriculture enterprises



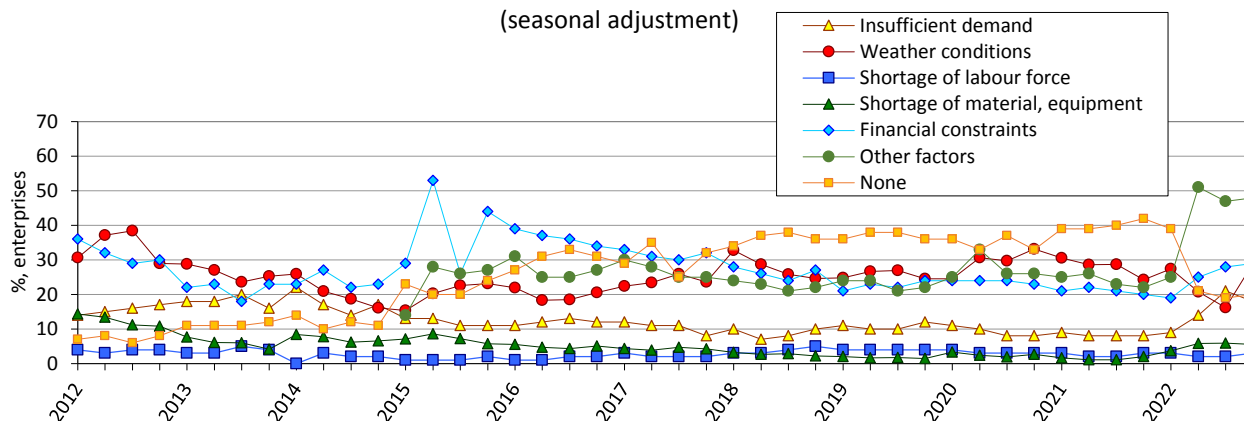
Expected changes in employment at agriculture enterprises



Note. Data for 2014-2022 exclude the temporarily occupied territory of the Autonomous Republic of Crimea, the city of Sevastopol and a part of temporarily occupied territories in the Donetsk and Luhansk regions.
 The information for II–IV quarters of 2022 is formed on the basis of data reports of enterprises, which were submitted on initiative.

Factors limiting agriculture activity

(seasonal adjustment)



Results of the survey of agriculture enterprises in October 2022

(per cent of the total number of surveyed enterprises)

Agriculture (division 01, except groups 01.6, 01.7 of KVED-2010)	Results of the survey of 524 enterprises						
	How did change production in July–September 2022	increased	remain unchanged	decreased	no response	balance	change of balance over III quarter 2022, pp
		61	26	13	0	48	44
	How did change of turnover on foreign markets in July–September 2022:	increased	remain unchanged	decreased	no export	balance	change of balance over III quarter 2022, pp
	within the EU	25	13	7	55	18	19
	outside the EU	13	13	3	71	10	15
	How do you assess your current stocks of products intended for realization	too large (above normal)	adequate (normal for the season)	too small (below normal)	no stocks of products intended for realization	balance	change of balance over III quarter 2022, pp
		8	76	13	3	-5	-4
	How do you expect to change over October–December 2022:	increase	remain unchanged	decrease	no response	balance	change of balance over III quarter 2022, pp
	production	37	36	27	0	10	-30
prices for the products	37	48	15	0	22	33	
employment	4	66	30	0	-26	-28	

Crop production (groups 01.1-01.3 of KVED-2010)	Results of the survey of 356 enterprises						
	How did change production in July–September 2022	increased	remain unchanged	decreased	no response	balance	change of balance over III quarter 2022, pp
		66	22	12	0	54	51
	How did change of turnover on foreign markets in July–September 2022:	increased	remain unchanged	decreased	no export	balance	change of balance over III quarter 2022, pp
		within the EU	31	15	8	46	23
	outside the EU	17	15	4	64	13	18
	How do you assess your current stocks of products intended for realization	too large (above normal)	adequate (normal for the season)	too small (below normal)	no stocks of products intended for realization	balance	change of balance over III quarter 2022, pp
		10	77	12	1	-2	-2
	How do you expect to change over October–December 2022:	increase	remain unchanged	decrease	no response	balance	change of balance over III quarter 2022, pp
		production	40	31	29	0	11
	prices for the products	34	51	15	0	19	31
	employment	4	62	34	0	-30	-37

Animal production (group 01.4 of KVED-2010)	Results of the survey of 161 enterprises						
	How did change production in July–September 2022	increased	remain unchanged	decreased	no response	balance	change of balance over III quarter 2022, pp
		50	33	17	0	33	31
	How did change of turnover on foreign markets in July–September 2022:	increased	remain unchanged	decreased	no export	balance	change of balance over III quarter 2022, pp
		within the EU	12	10	5	73	7
	outside the EU	4	8	3	85	1	5
	How do you assess your current stocks of products intended for realization	too large (above normal)	adequate (normal for the season)	too small (below normal)	no stocks of products intended for realization	balance	change of balance over III quarter 2022, pp
		6	73	15	6	-9	-7

<i>Animal production (group 01.4 of KVED-2010)</i>	How do you expect to change over October–December 2022:	increase	remain unchanged	decrease	no response	balance	<i>change of balance over III quarter 2022, pp</i>
	production	29	48	23	0	6	-18
	prices for the products	44	39	17	0	27	35
	employment	3	75	22	0	-19	-7