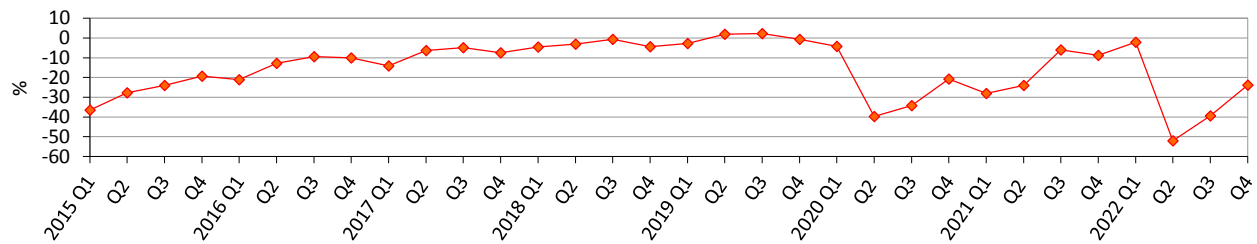
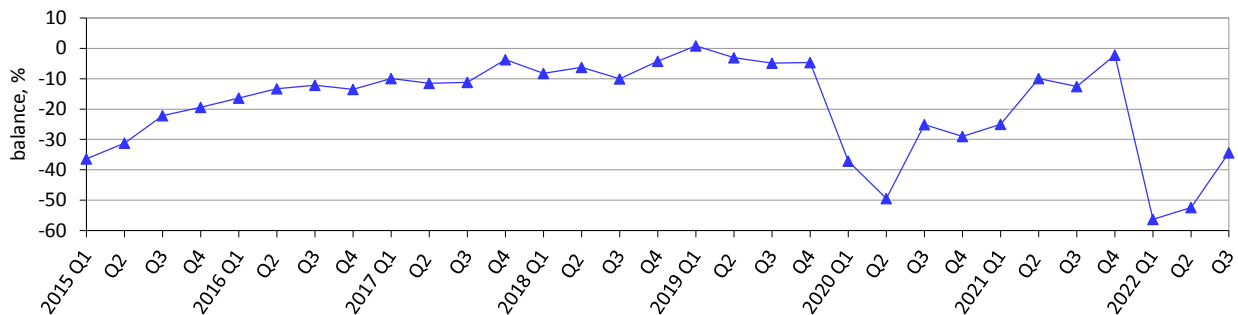


Expectations of service enterprises in IV quarter 2022 regarding the development of their business activity

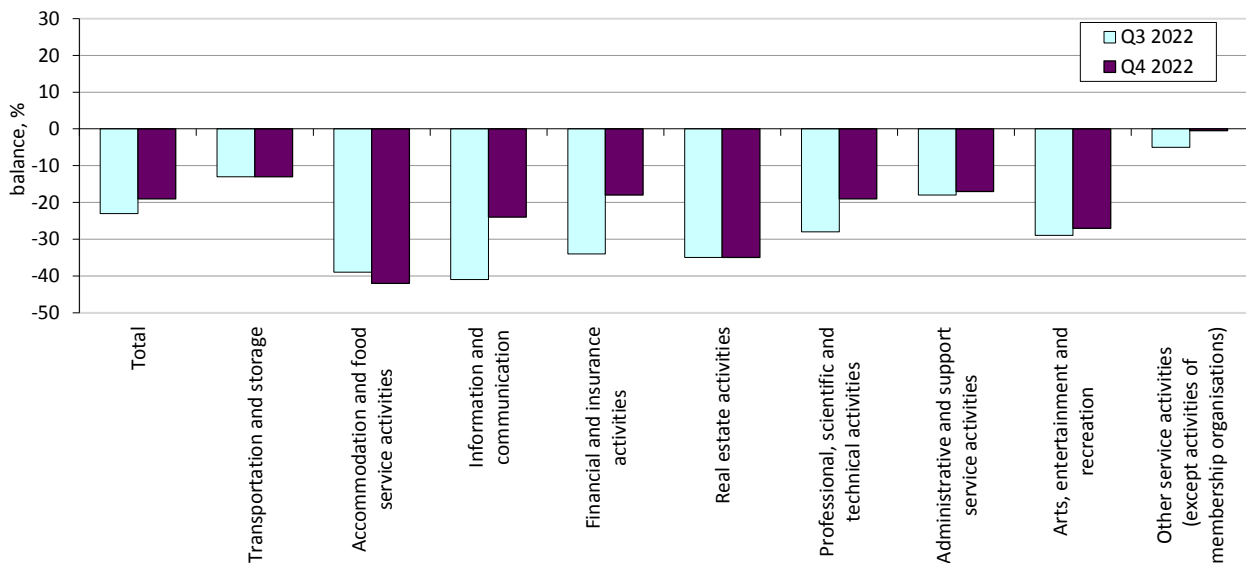
Services confidence indicator¹



Assessment of business situation in services over the past 3 months (seasonal adjustment)



Expected changes of demand on services (of turnover) at service enterprises (seasonal adjustment)

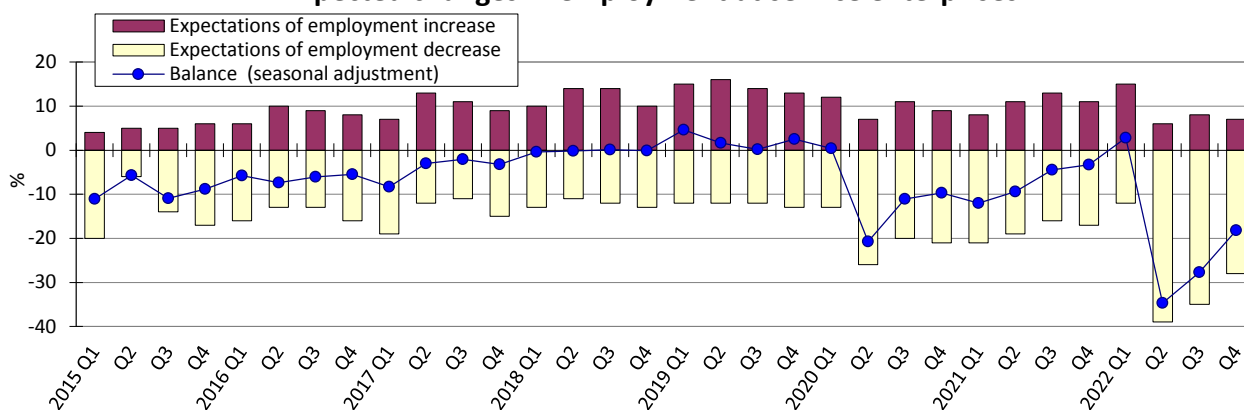


Notes. Data exclude the temporarily occupied territory of the Autonomous Republic of Crimea, the city of Sevastopol and a part of temporarily occupied territories in the Donetsk and Luhansk regions.

The information for II–IV quarters of 2022 is formed on the basis of data reports of enterprises, which were submitted on initiative.

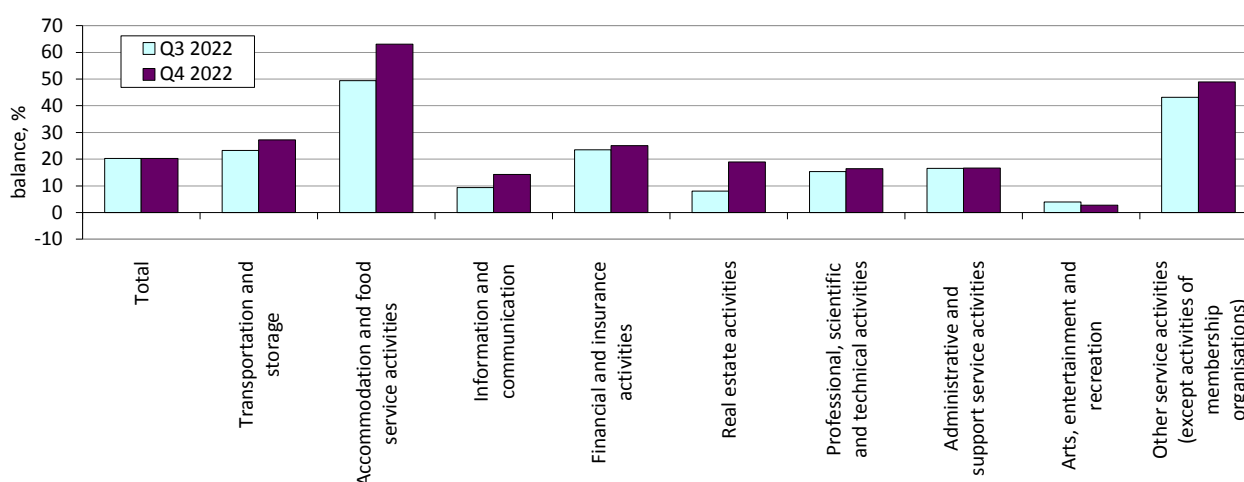
¹ The indicator is calculated by the method of calculation of indicators of business expectations, approved by order of the SSSU of 03 December, 2021 No 301.

Expected changes in employment at service enterprises

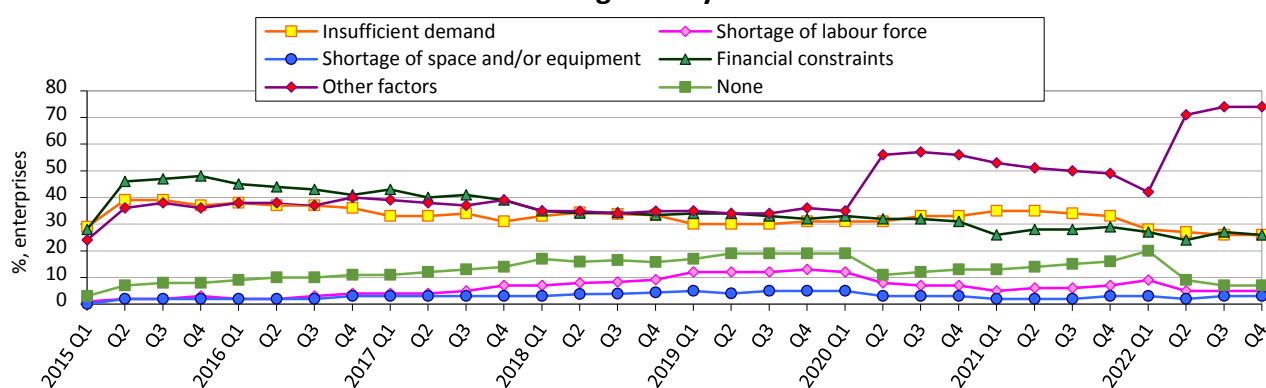


Expected changes in service price at service enterprises

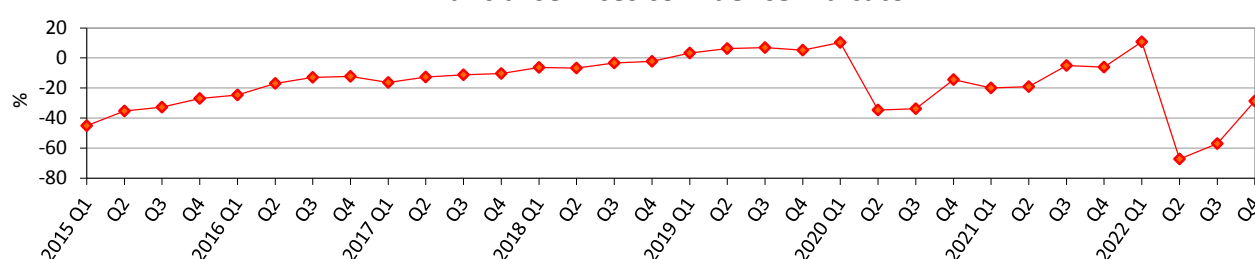
(seasonal adjustment)



Factors limiting activity in services

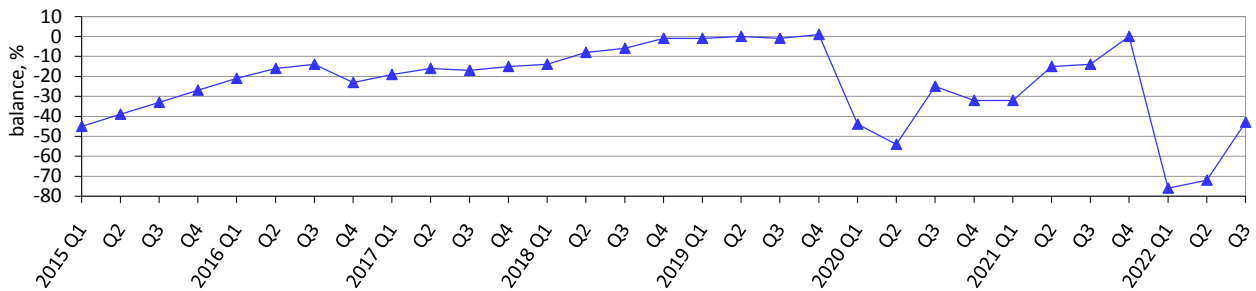


Financial services confidence indicator¹

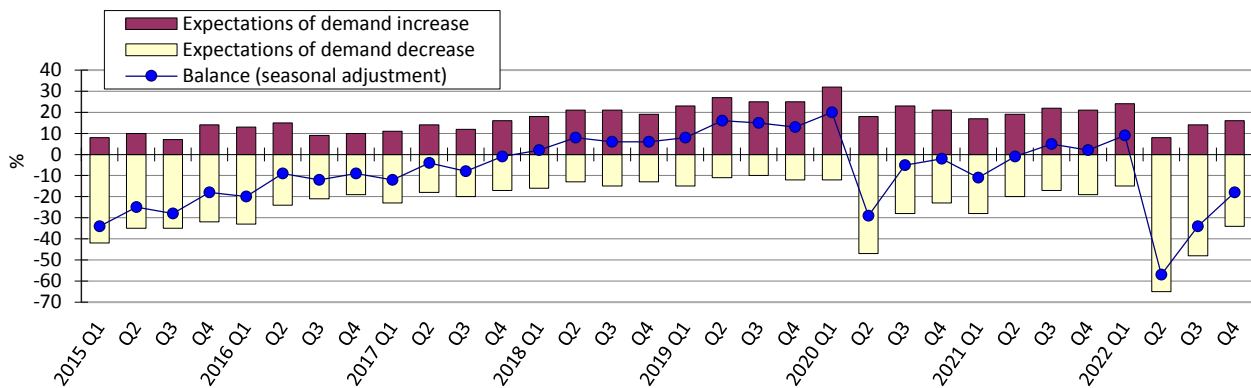


¹ The indicator is calculated by the method of calculation of indicators of business expectations, approved by order of the SSSU of 03 December, 2021 No 301.

**Assessment of business situation at financial service
over the past 3 months**
(seasonal adjustment)



**Expected changes in demand on services (of turnover) at financial service
enterprises over the next 3 months**



**Results of the survey of service enterprises
in October 2022**

(per cent of the total number of surveyed enterprises)

Services (sections H-N, R,S, except division 94 of KVED-2010)	Results of the survey of 841 enterprises					
	improved	remained unchanged	deteriorated	no response	balance	change of balance over III quarter 2022, pp
How did your business situation develop in July–September 2022	16	42	42	0	-26	25
How did change in July–September 2022:	increased	remained unchanged	decreased	no response	balance	change of balance over III quarter 2022, pp
demand (turnover) on services	21	40	39	0	-18	25
employment	11	42	47	0	-36	10
How do you expect to change over October–December 2022:	increase	remain unchanged	decrease	no response	balance	change of balance over III quarter 2022, pp
demand (turnover) on services	15	51	34	0	-19	4
employment	7	65	28	0	-21	6
service prices	27	65	8	0	19	0

Financial services (section K of KVED-2010)	Results of the survey of 93 enterprises						
	How did your business situation develop in July–September 2022	improved	remained unchanged	deteriorated	no response	balance	change of balance over III quarter 2022, pp
		12	33	55	0	-43	29
	How did change in July–September 2022:	increased	remained unchanged	decreased	no response	balance	change of balance over III quarter 2022, pp
		demand (turnover) on services	20	35	45	0	-25
	employment	12	28	60	0	-48	15
	operating income	33	18	48	1	-15	24
	operating expenses	48	24	27	1	21	29
	profitability	21	32	46	1	-25	20
	capital expenditure	20	42	37	1	-17	14
	How did the competitive position develop in July–September 2022:	improved	remained unchanged	deteriorated	no response	balance	change of balance over III quarter 2022, pp
		total	6	51	19	24	-13
	in Ukraine	5	57	21	17	-16	4
	within the EU	2	27	6	65	-4	5
	outside the EU	2	27	6	65	-4	5
	How do you expect to change over October–December 2022:	increase	remain unchanged	decrease	no response	balance	change of balance over III quarter 2022, pp
		demand (turnover) on services	16	50	34	0	-18
	employment	9	64	27	0	-18	17
	service prices	33	58	9	0	24	1
	operating income	18	42	39	1	-21	12
	operating expenses	45	36	18	1	27	8
	profitability	4	44	51	1	-47	5
	capital expenditure	17	56	26	1	-9	11
	How do you expect the competitive position develop over October–December 2022:	improve	remain unchanged	deteriorate	no response	balance	change of balance over III quarter 2022, pp
		total	5	53	14	28	-9
	in Ukraine	4	61	15	20	-11	5
	within the EU	2	27	6	65	-4	6
	outside the EU	2	27	6	65	-4	6