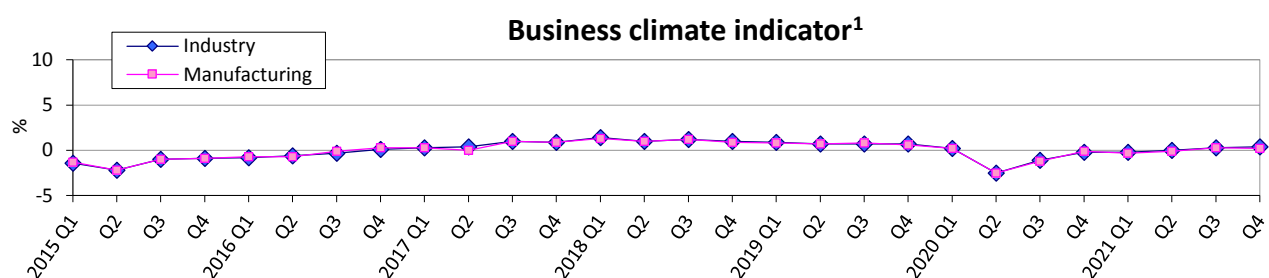
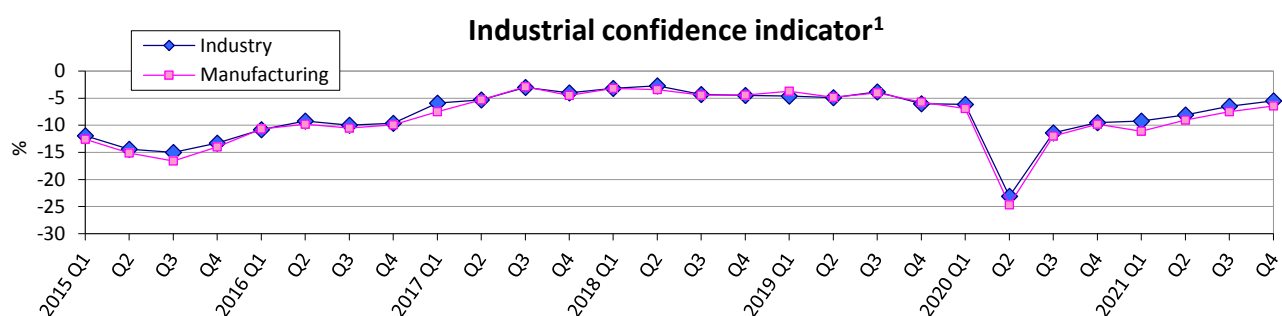
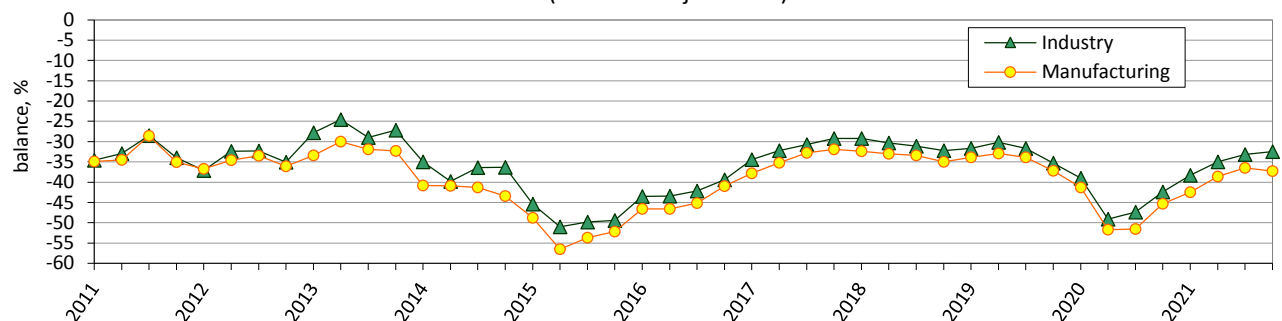


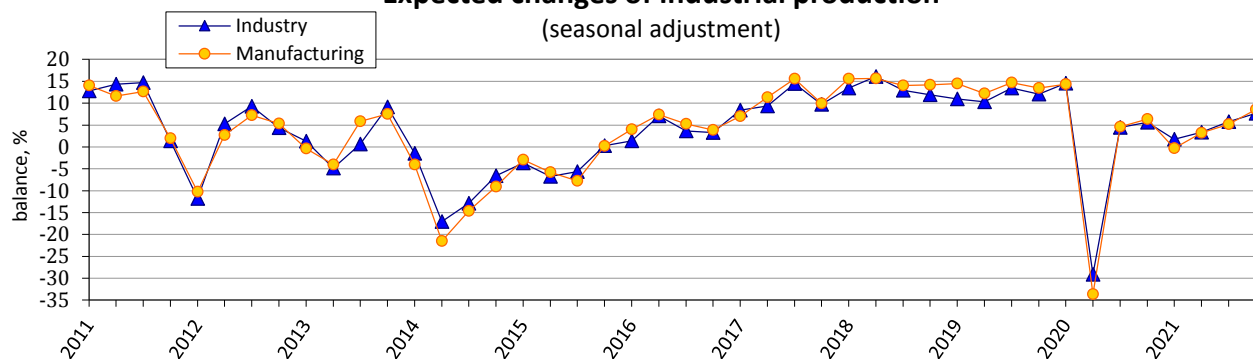
Expectations of industrial enterprises in IV quarter 2021 regarding the development of their business activity



Assessment of current order-books (demand) on the industrial production (seasonal adjustment)



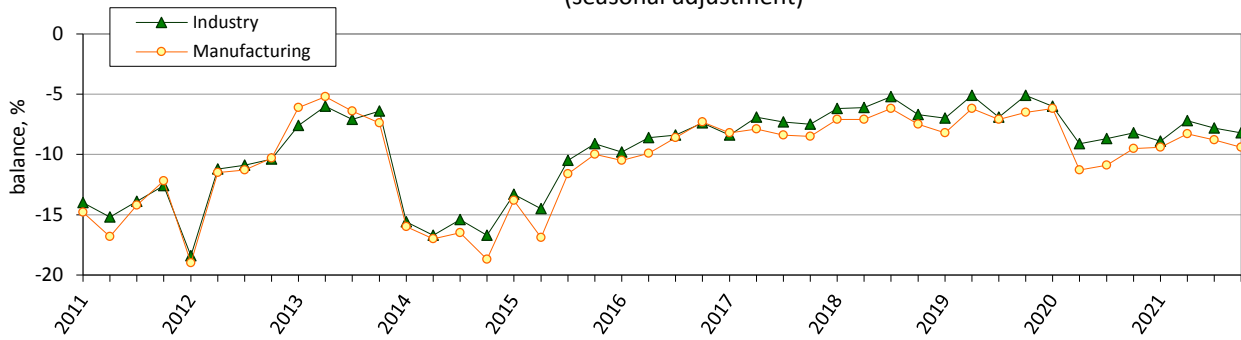
Expected changes of industrial production (seasonal adjustment)



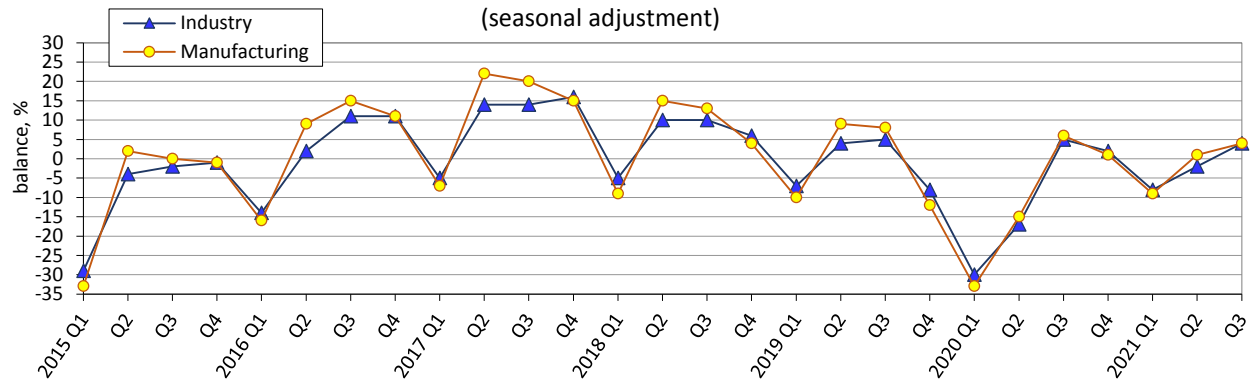
Note. Data for 2014-2021 exclude the temporarily occupied territory of the Autonomous Republic of Crimea, the city of Sevastopol and a part of temporarily occupied territories in the Donetsk and Luhansk regions.

¹ The indicator is calculated by the method of calculation of indicators of business expectations, approved by order of the SSSU of 30 December, 2014 No 411 (with changes).

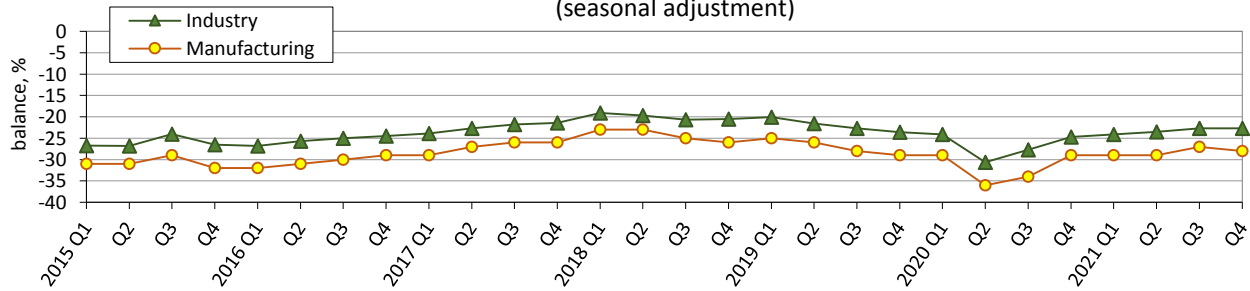
Assessment of current stock of finished products in industry (seasonal adjustment)



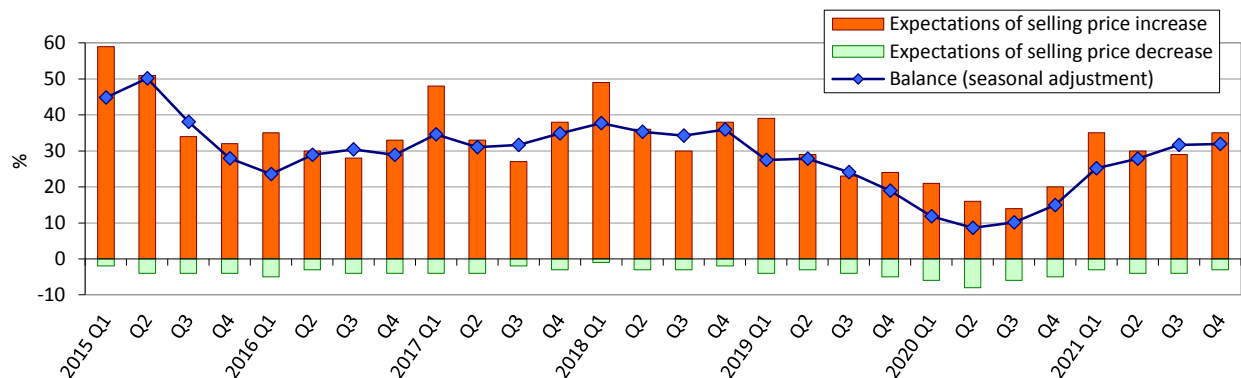
Assessment of industrial production in the past 3 months (seasonal adjustment)



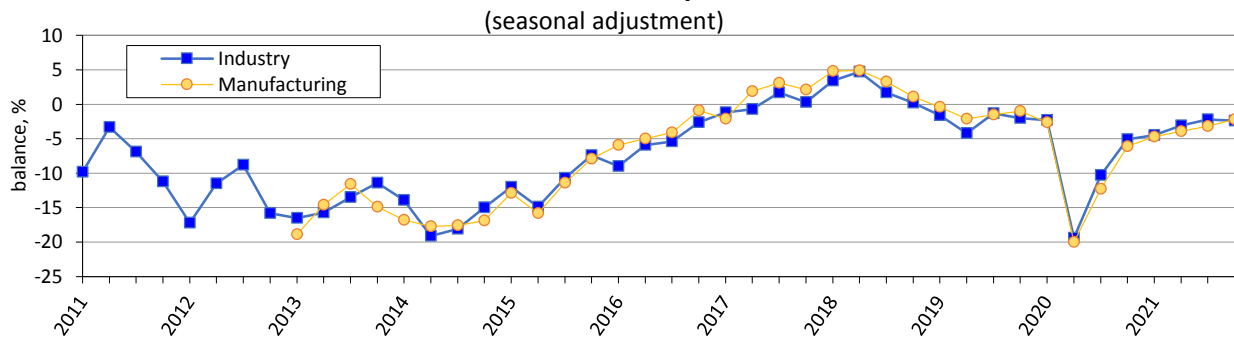
Assessment of current export order-books (export demand) on the industrial production (seasonal adjustment)



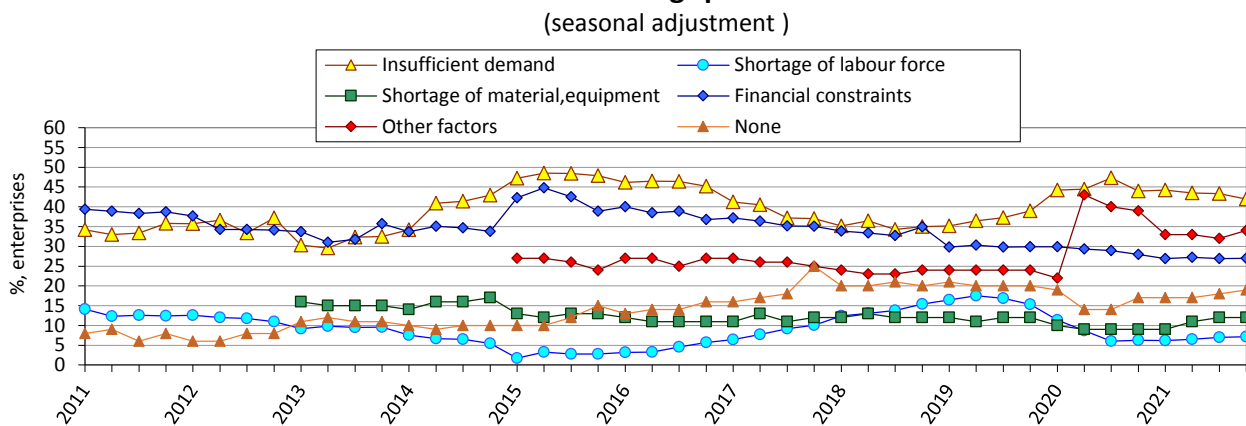
Expected changes in selling prices for the products of industry



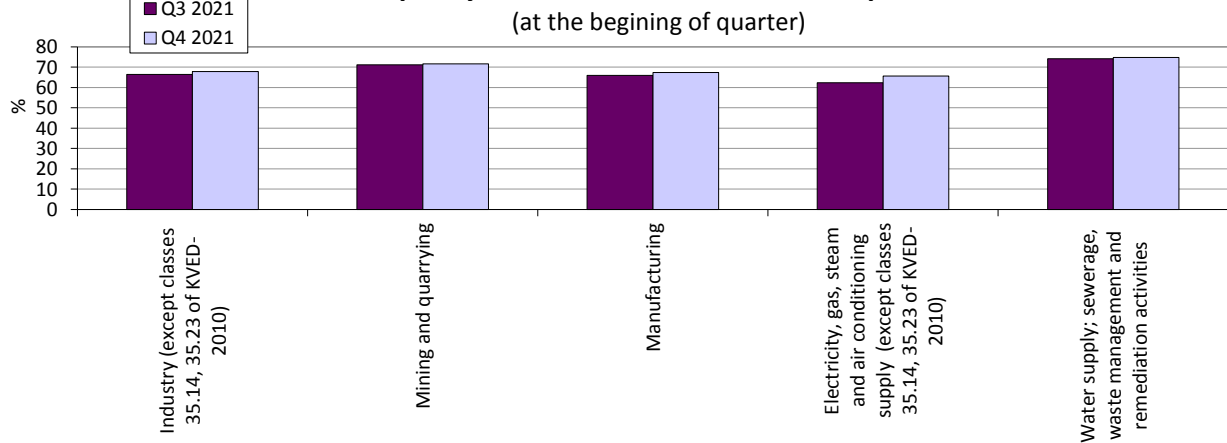
Expected changes in employment at industrial enterprises



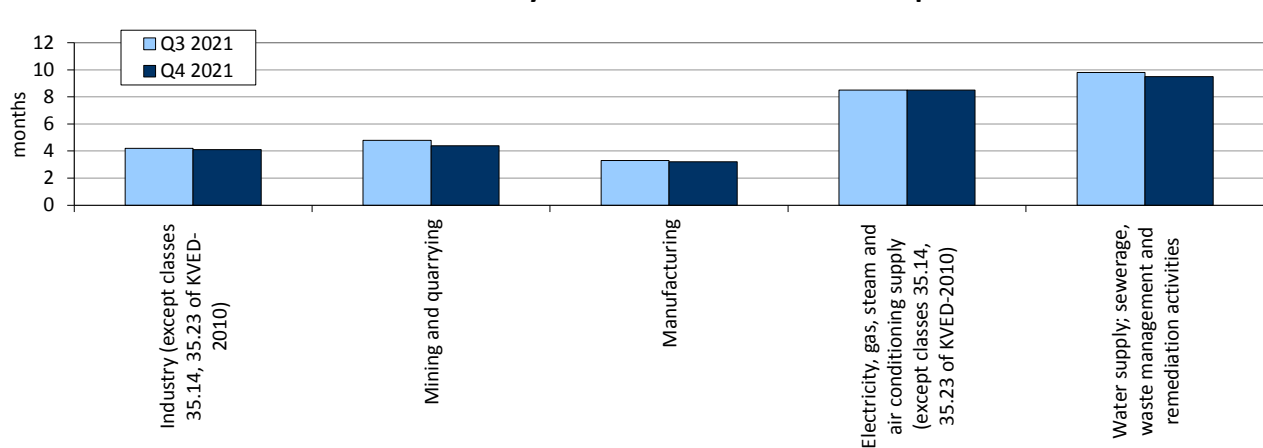
Factors limiting production



Capacity utilization of industrial enterprises



Availability of orders to industrial enterprises



Results of the survey of industry enterprises in October 2021

(per cent of the total number of surveyed enterprises)

Industry (sections B-E except classes 35.14, 35.23 of KVED-2010)	Results of the survey of 1454 enterprises						
	How did change in July–September 2021:	increased	remain unchanged	decreased	no response	balance	change of balance over III quarter 2021, pp
	production	28	48	24	0	4	6
	total order-books (demand)	25	53	22	0	3	4
	How do you assess your current overall order-books (demand)	more than sufficient (above normal)	sufficient (normal for the season)	not sufficient (below normal)	no response	balance	change of balance over III quarter 2021, pp
		2	65	33	0	-31	4
	How do you assess your current export order-books (export demand)	more than sufficient (above normal)	sufficient (normal for the season)	not sufficient (below normal)	no export	balance	change of balance over III quarter 2021, pp
		1	29	24	46	-23	0
	How do you assess your current stocks of finished products	too large (above normal)	adequate (normal for the season)	too small (below normal)	no stocks of finished goods	balance	change of balance over III quarter 2021, pp
		2	60	10	28	-8	0
	How do you expect to change over October–December 2021:	increase	remain unchanged	decrease	no response	balance	change of balance over III quarter 2021, pp
	production	29	49	22	0	7	-2
	selling prices for the products	35	62	3	0	32	7
	employment	10	78	12	0	-2	-1
	How do you expect to change export orders (export demand) over October–December 2021	increase	remain unchanged	decrease	no export	balance	change of balance over III quarter 2021, pp
		10	37	8	45	2	-2
	How do you assess your current production capacity, considering your current order books and the expected change in demand over October–December 2021	more than sufficient	sufficient	not sufficient	no response	balance	change of balance over III quarter 2021, pp
		14	78	8	0	6	0

Industry (sections B-E except classes 35.14, 35.23 of KVED-2010)	How did change competitive position on the domestic market in July–September 2021	improved	remained unchanged	deterio- rated	no response	balance	change of balance over III quarter 2021, pp
		5	85	10	0	-5	0
	How did change competitive position on foreign markets in July–September 2021:	improved	remained unchanged	deterio- rated	no export	balance	change of balance over III quarter 2021, pp
	inside the EU	2	44	5	49	-3	-1
	outside the EU	2	44	5	49	-3	0

Mining and quarrying (section B of KVED-2010)	Results of the survey of 81 enterprises						
	How did change in July–September 2021:	increased	remain unchanged	decreased	no response	balance	change of balance over III quarter 2021, pp
	production	31	54	15	0	16	-2
	total order-books (demand)	14	69	17	0	-3	-20
	How do you assess your current overall order-books (demand)	more than sufficient (above normal)	sufficient (normal for the season)	not sufficient (below normal)	no response	balance	change of balance over III quarter 2021, pp
		4	70	26	0	-22	3
	How do you assess your current export order-books (export demand)	more than sufficient (above normal)	sufficient (normal for the season)	not sufficient (below normal)	no export	balance	change of balance over III quarter 2021, pp
		1	29	12	58	-11	3
	How do you assess your current stocks of finished products	too large (above normal)	adequate (normal for the season)	too small (below normal)	no stocks of finished goods	balance	change of balance over III quarter 2021, pp
		1	72	15	12	-14	0
	How do you expect to change over October–December 2021:	increase	remain unchanged	decrease	no response	balance	change of balance over III quarter 2021, pp
	production	19	53	28	0	-9	-31
	selling prices for the products	21	70	9	0	12	-1
	employment	6	78	16	0	-10	-5
	How do you expect to change export orders (export demand) over October–December 2021	increase	remain unchanged	decrease	no export	balance	change of balance over III quarter 2021, pp
		5	32	6	57	-1	-7

Continued

<i>Mining and quarrying (section B of KVED-2010)</i>	How do you assess your current production capacity, considering your current order books and the expected change in demand over October–December 2021	more than sufficient	sufficient	not sufficient	no response	balance	<i>change of balance over III quarter 2021, pp</i>
		9	82	9	0	0	1
	How did change competitive position on the domestic market in July–September 2021	improved	remained unchanged	deteriorated	no response	balance	<i>change of balance over III quarter 2021, pp</i>
		1	94	5	0	-4	-3
	How did change competitive position on foreign markets in July–September 2021:	improved	remained unchanged	deteriorated	no export	balance	<i>change of balance over III quarter 2021, pp</i>
	inside the EU	0	37	1	62	-1	-1
	outside the EU	0	37	0	63	0	0

<i>Manufacturing (section C of KVED-2010)</i>	<i>Results of the survey of 1160 enterprises</i>						
	How did change in July–September 2021:	increased	remain unchanged	decreased	no response	balance	<i>change of balance over III quarter 2021, pp</i>
	production	30	44	26	0	4	3
	total order-books (demand)	28	48	24	0	4	3
	How do you assess your current overall order-books (demand)	more than sufficient (above normal)	sufficient (normal for the season)	not sufficient (below normal)	no response	balance	<i>change of balance over III quarter 2021, pp</i>
		1	62	37	0	-36	2
	How do you assess your current export order-books (export demand)	more than sufficient (above normal)	sufficient (normal for the season)	not sufficient (below normal)	no export	balance	<i>change of balance over III quarter 2021, pp</i>
		1	35	29	35	-28	-1
	How do you assess your current stocks of finished products	too large (above normal)	adequate (normal for the season)	too small (below normal)	no stocks of finished goods	balance	<i>change of balance over III quarter 2021, pp</i>
		2	67	12	19	-10	-1
	How do you expect to change over October–December 2021:	increase	remain unchanged	decrease	no response	balance	<i>change of balance over III quarter 2021, pp</i>
	production	27	49	24	0	3	-7
	selling prices for the products	36	61	3	0	33	7
	employment	8	79	13	0	-5	-3

Continued

Manufacturing (section C of KVED-2010)	How do you expect to change export orders (export demand) over October–December 2021	increase	remain unchanged	decrease	no export	balance	change of balance over III quarter 2021, pp
		12	44	10	34	2	-4
	How do you assess your current production capacity, considering your current order books and the expected change in demand over October–December 2021	more than sufficient	sufficient	not sufficient	no response	balance	change of balance over III quarter 2021, pp
		15	77	8	0	7	1
	How did change competitive position on the domestic market in July–September 2021	improved	remained unchanged	deterio- rated	no response	balance	change of balance over III quarter 2021, pp
		5	83	12	0	-7	-2
	How did change competitive position on foreign markets in July–September 2021:	improved	remained unchanged	deterio- rated	no export	balance	change of balance over III quarter 2021, pp
		inside the EU	3	52	6	39	-3
	outside the EU	2	52	6	40	-4	0

Electricity, gas, steam and air conditioning supply (section D, except classes 35.14, 35.23 of KVED-2010)	Results of the survey of 124 enterprises							
	How did change in July–September 2021:	increased	remain unchanged	decreased	no response	balance	change of balance over III quarter 2021, pp	
		production	15	63	21	1	-6	43
		total order-books (demand)	11	69	19	1	-8	40
	How do you assess your current overall order-books (demand)	more than sufficient (above normal)	sufficient (normal for the season)	not sufficient (below normal)	no response	balance	change of balance over III quarter 2021, pp	
		1	78	19	2	-18	4	
	How do you assess your current export order-books (export demand)	more than sufficient (above normal)	sufficient (normal for the season)	not sufficient (below normal)	no export	balance	change of balance over III quarter 2021, pp	
		0	1	0	99	0	0	
	How do you assess your current stocks of finished products	too large (above normal)	adequate (normal for the season)	too small (below normal)	no stocks of finished goods	balance	change of balance over III quarter 2021, pp	
		1	12	2	85	-1	0	

Continued

<i>Electricity, gas, steam and air conditioning supply (section D, except classes 35.14, 35.23 of KVED-2010)</i>	How do you expect to change over October–December 2021:	increase	remain unchanged	decrease	no response	balance	<i>change of balance over III quarter 2021, pp</i>
	production	68	25	6	1	62	78
	selling prices for the products	48	48	3	1	45	26
	employment	42	54	4	0	38	41
	How do you expect to change export orders (export demand) over October–December 2021	increase	remain unchanged	decrease	no export	balance	<i>change of balance over III quarter 2021, pp</i>
		0	2	0	98	0	0
	How do you assess your current production capacity, considering your current order books and the expected change in demand over October–December 2021	more than sufficient	sufficient	not sufficient	no response	balance	<i>change of balance over III quarter 2021, pp</i>
		10	83	6	1	4	-4
	How did change competitive position on the domestic market in July–September 2021	improved	remained unchanged	deteriorated	no response	balance	<i>change of balance over III quarter 2021, pp</i>
		1	92	7	0	-6	0
	How did change competitive position on foreign markets in July–September 2021:	improved	remained unchanged	deteriorated	no export	balance	<i>change of balance over III quarter 2021, pp</i>
	inside the EU	0	2	0	98	0	0
	outside the EU	0	2	0	98	0	0

<i>Water supply, sewerage, waste management and remediation activities (section E of KVED-2010)</i>	<i>Results of the survey of 89 enterprises</i>						
	How did change in July–September 2021:	increased	remain unchanged	decreased	no response	balance	<i>change of balance over III quarter 2021, pp</i>
	production	21	68	11	0	10	2
	total order-books (demand)	20	73	7	0	13	4
	How do you assess your current overall order-books (demand)	more than sufficient (above normal)	sufficient (normal for the season)	not sufficient (below normal)	no response	balance	<i>change of balance over III quarter 2021, pp</i>
		0	84	16	0	-16	3
	How do you assess your current export order-books (export demand)	more than sufficient (above normal)	sufficient (normal for the season)	not sufficient (below normal)	no export	balance	<i>change of balance over III quarter 2021, pp</i>
		0	0	0	100	0	0

<i>Water supply, sewerage, waste management and remediation activities (section E of KVED-2010)</i>	How do you assess your current stocks of finished products	too large (above normal)	adequate (normal for the season)	too small (below normal)	no stocks of finished goods	balance	<i>change of balance over III quarter 2021, pp</i>
		0	31	0	69	0	3
	How do you expect to change over October–December 2021:	increase	remain unchanged	decrease	no response	balance	<i>change of balance over III quarter 2021, pp</i>
	production	15	68	17	0	-2	-19
	selling prices for the products	17	80	3	0	14	-9
	employment	6	88	6	0	0	-3
	How do you expect to change export orders (export demand) over October–December 2021	increase	remain unchanged	decrease	no export	balance	<i>change of balance over III quarter 2021, pp</i>
		0	0	0	100	0	0
	How do you assess your current production capacity, considering your current order books and the expected change in demand over October–December 2021	more than sufficient	sufficient	not sufficient	no response	balance	<i>change of balance over III quarter 2021, pp</i>
		8	86	6	0	2	5
	How did change competitive position on the domestic market in July–September 2021	improved	remained unchanged	deteriorated	no response	balance	<i>change of balance over III quarter 2021, pp</i>
		3	94	3	0	0	3
	How did change competitive position on foreign markets in July–September 2021:	improved	remained unchanged	deteriorated	no export	balance	<i>change of balance over III quarter 2021, pp</i>
	inside the EU	0	0	0	100	0	0
	outside the EU	0	0	0	100	0	0