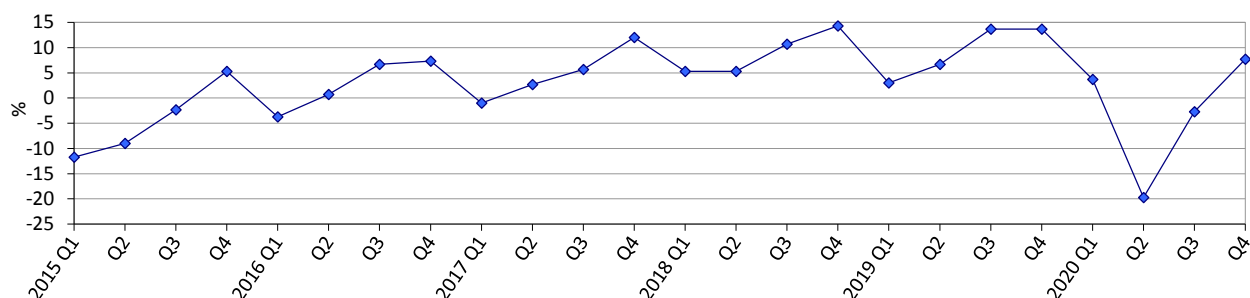
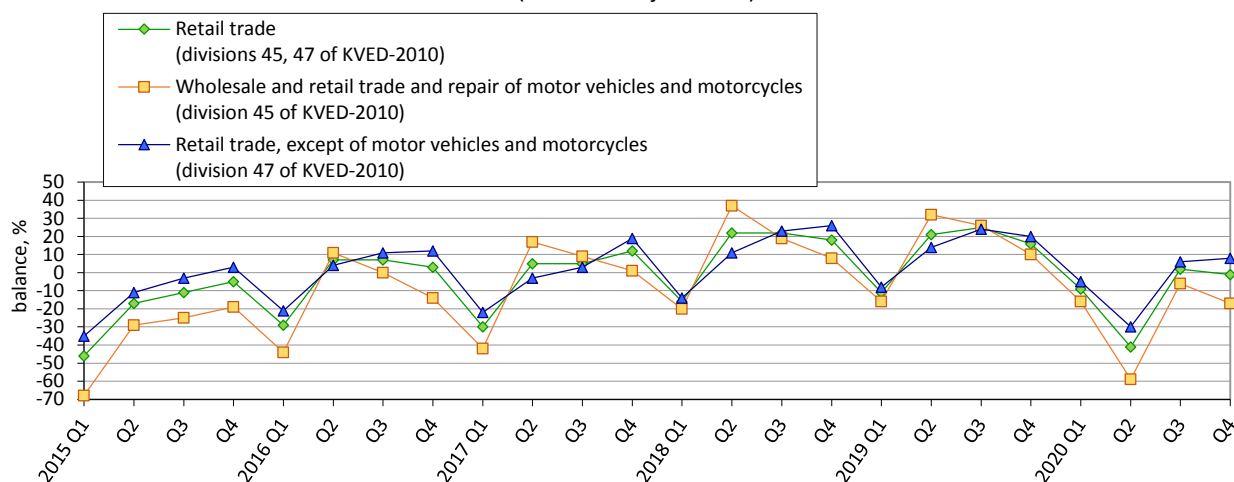


Expectations of retail trade enterprises in IV quarter 2020 regarding the development of their business activity

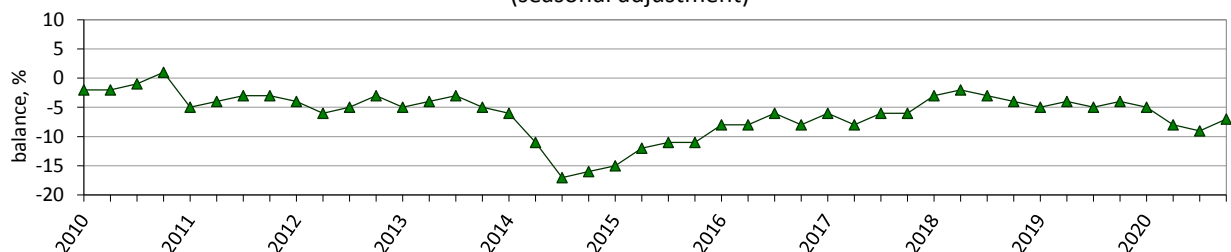
Retail trade confidence indicator¹



Expected changes in sales (turnover) in retail trade (seasonal adjustment)



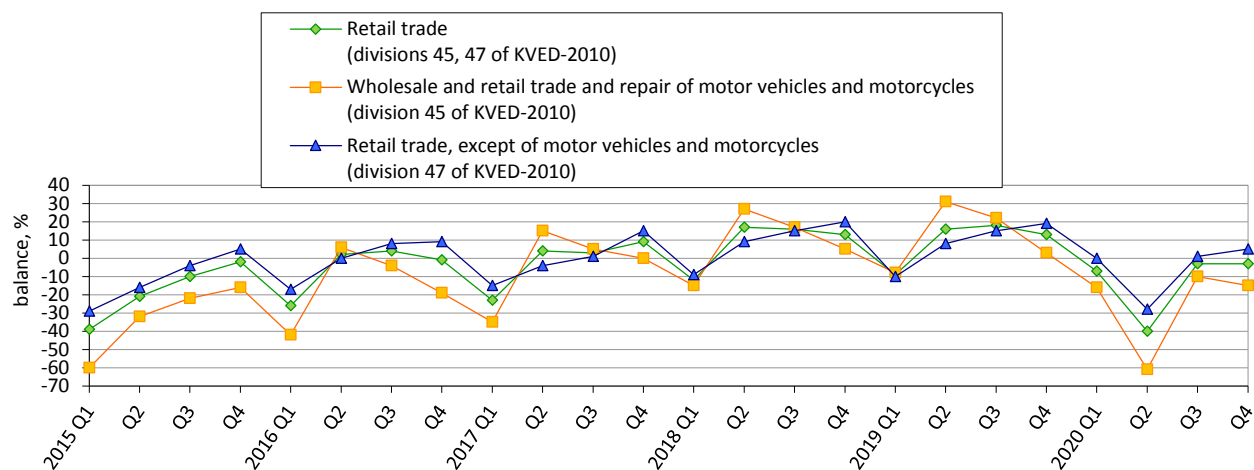
Assessment of the current volume of stock of goods in retail trade (seasonal adjustment)



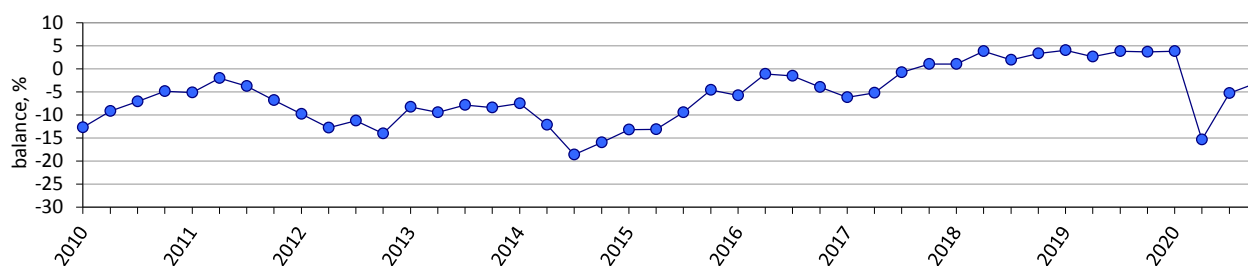
Note. Data for 2014-2020 exclude the temporarily occupied territory of the Autonomous Republic of Crimea, the city of Sevastopol and a part of temporarily occupied territories in the Donetsk and Luhansk regions.

¹ The indicator is calculated by the method of calculation of indicators of business expectations, approved by order of the SSSU of 30 December, 2014 No 411 (with changes).

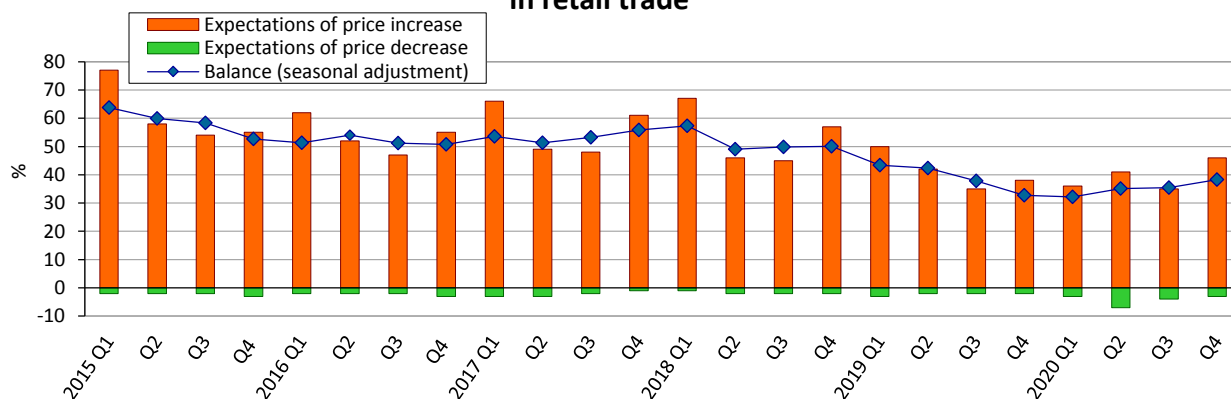
Expected changes in orders placed with suppliers (seasonal adjustment)



Expected changes in employment at retail trade enterprises (seasonal adjustment)



Expected changes in prices of goods in retail trade



**Results of the survey of retail trade enterprises
in October 2020**

(per cent of the total number of surveyed enterprises)

<i>Retail trade (divisions 45, 47 of KVED-2010)</i>	<i>Results of the survey of 676 enterprises</i>						
	How did change sales (turnover) in July- September 2020	increased	remain unchanged	decreased	no response	balance	<i>change of balance over III quarter 2020, pp</i>
		47	23	30	0	17	36
	How do you assess current the volume of stock of goods	too large (above normal)	adequate (normal for the season)	too small (below normal)	no stocks of goods	balance	<i>change of balance over III quarter 2020, pp</i>
		2	84	9	5	-7	2
	How do you expect to change over October-December 2020:	increase	remain unchanged	decrease	no response	balance	<i>change of balance over III quarter 2020, pp</i>
	orders placed with suppliers	27	43	30	0	-3	0
	sales (turnover)	32	35	33	0	-1	-3
	employment	9	79	12	0	-3	2
	prices of goods	46	51	3	0	43	12

<i>Wholesale and retail trade and repair of motor vehicles and motorcycles (division 45 of KVED-2010)</i>	<i>Results of the survey of 248 enterprises</i>						
	How did change sales (turnover) in July- September 2020	increased	remain unchanged	decreased	no response	balance	<i>change of balance over III quarter 2020, pp</i>
		45	23	32	0	13	27
	How do you assess current the volume of stock of goods	too large (above normal)	adequate (normal for the season)	too small (below normal)	no stocks of goods	balance	<i>change of balance over III quarter 2020, pp</i>
		3	81	11	5	-8	2
	How do you expect to change over October-December 2020:	increase	remain unchanged	decrease	no response	balance	<i>change of balance over III quarter 2020, pp</i>
	orders placed with suppliers	19	47	34	0	-15	-5
	sales (turnover)	21	41	38	0	-17	-11
	employment	6	84	10	0	-4	6
	prices of goods	42	54	4	0	38	11

Retail trade, except of motor vehicles and motorcycles (division 47 of KVED-2010)	Results of the survey of 428 enterprises						
	How did change sales (turnover) in July- September 2020	increased	remain unchanged	decreased	no response	balance	change of balance over III quarter 2020, pp
		48	23	29	0	19	42
	How do you assess current the volume of stock of goods	too large (above normal)	adequate (normal for the season)	too small (below normal)	no stocks of goods	balance	change of balance over III quarter 2020, pp
		1	86	8	5	-7	2
	How do you expect to change over October-December 2020:	increase	remain unchanged	decrease	no response	balance	change of balance over III quarter 2020, pp
		orders placed with suppliers	32	41	27	0	5
	sales (turnover)	38	32	30	0	8	2
employment	12	75	13	0	-1	2	
prices of goods	48	50	2	0	46	11	