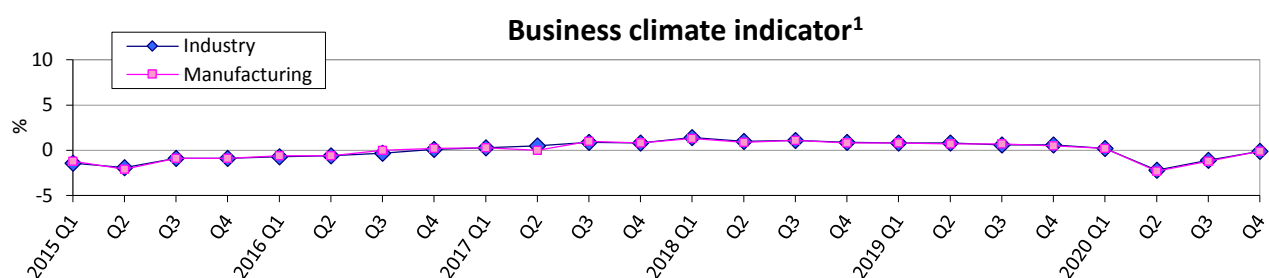
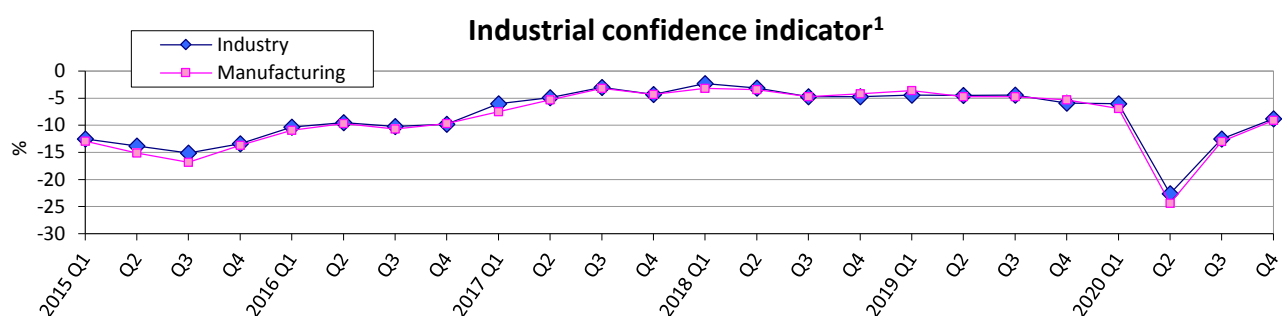
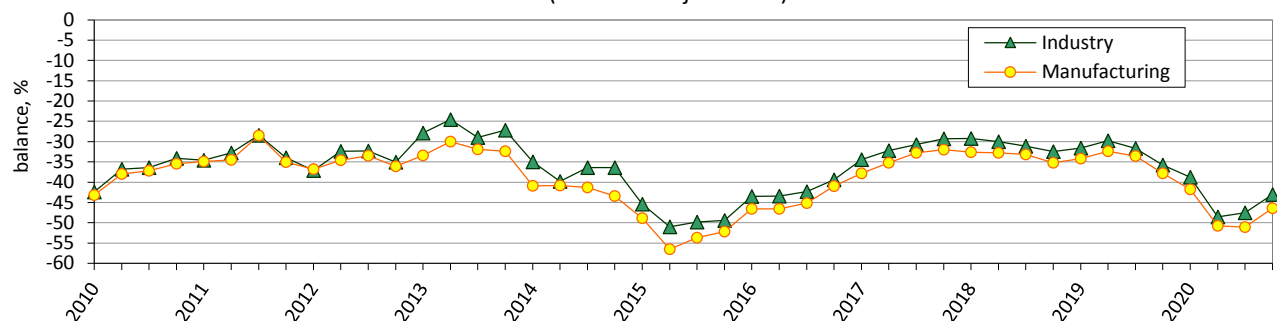


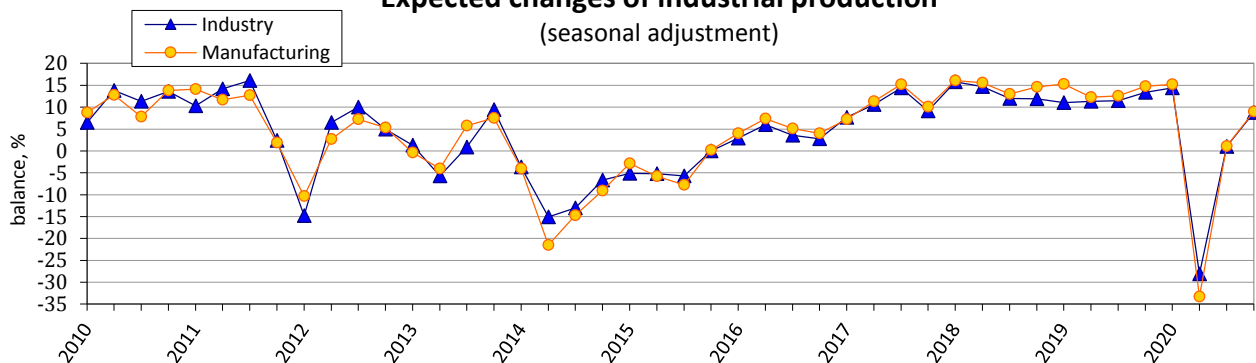
## Expectations of industrial enterprises in IV quarter 2020 regarding the development of their business activity



## Assessment of current order-books (demand) on the industrial production (seasonal adjustment)



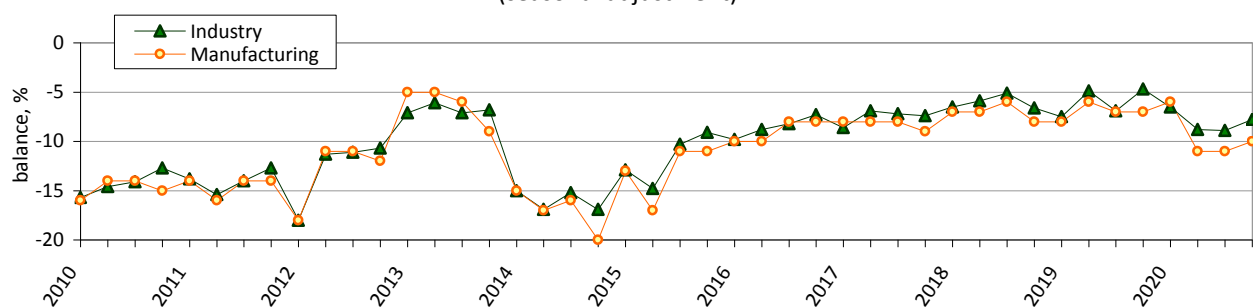
## Expected changes of industrial production (seasonal adjustment)



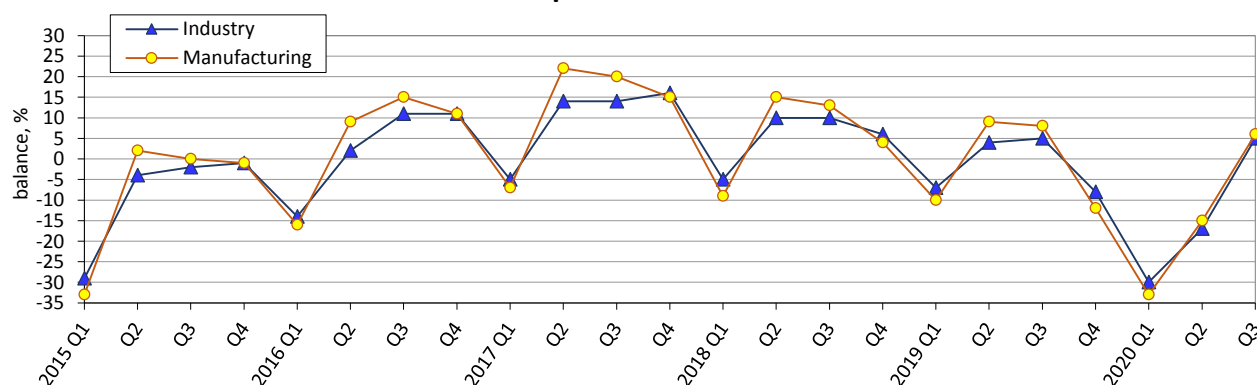
**Note.** Data for 2014-2020 exclude the temporarily occupied territory of the Autonomous Republic of Crimea, the city of Sevastopol and a part of temporarily occupied territories in the Donetsk and Luhansk regions.

<sup>1</sup> The indicator is calculated by the method of calculation of indicators of business expectations, approved by order of the SSSU of 30 December, 2014 No 411 (with changes).

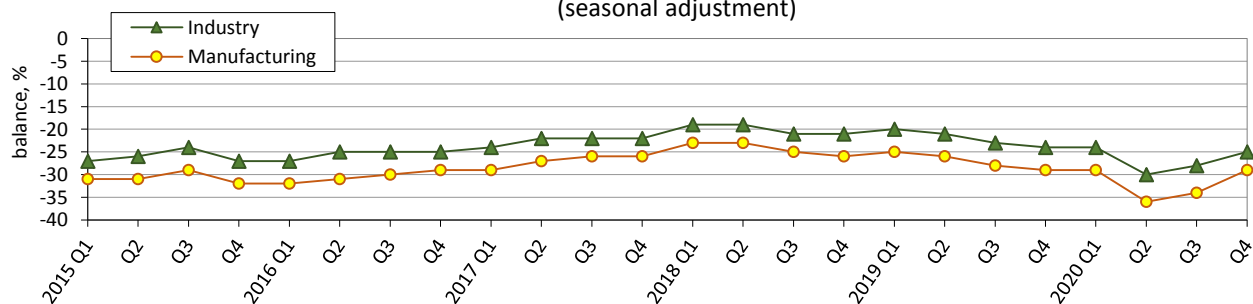
### Assessment of current stock of finished products in industry (seasonal adjustment)



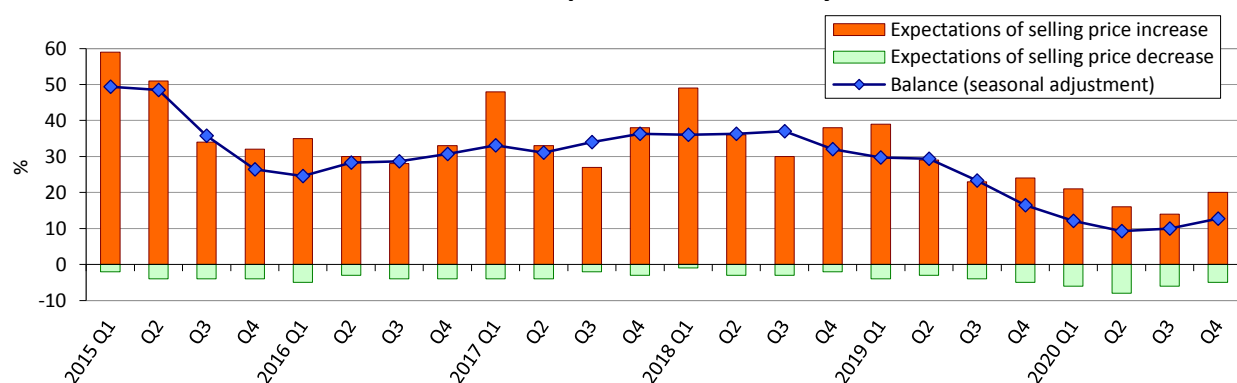
### Assessment of industrial production in the past 3 months



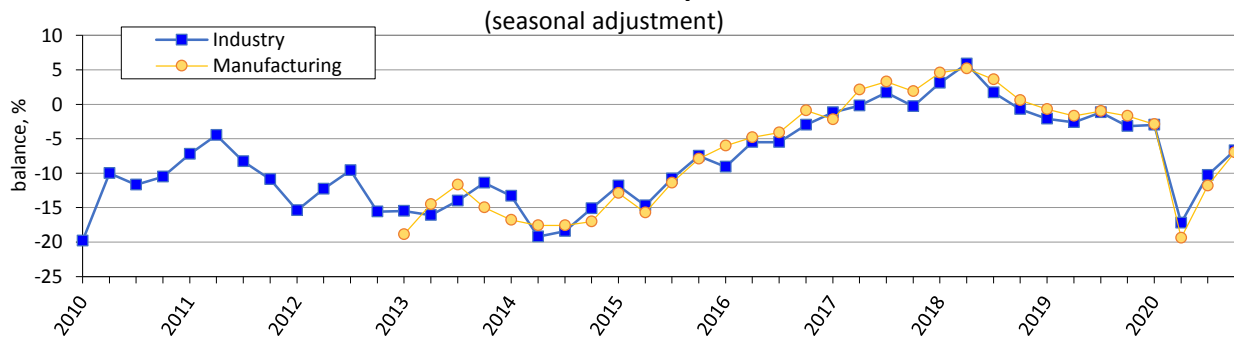
### Assessment of current export order-books (export demand) on the industrial production (seasonal adjustment)



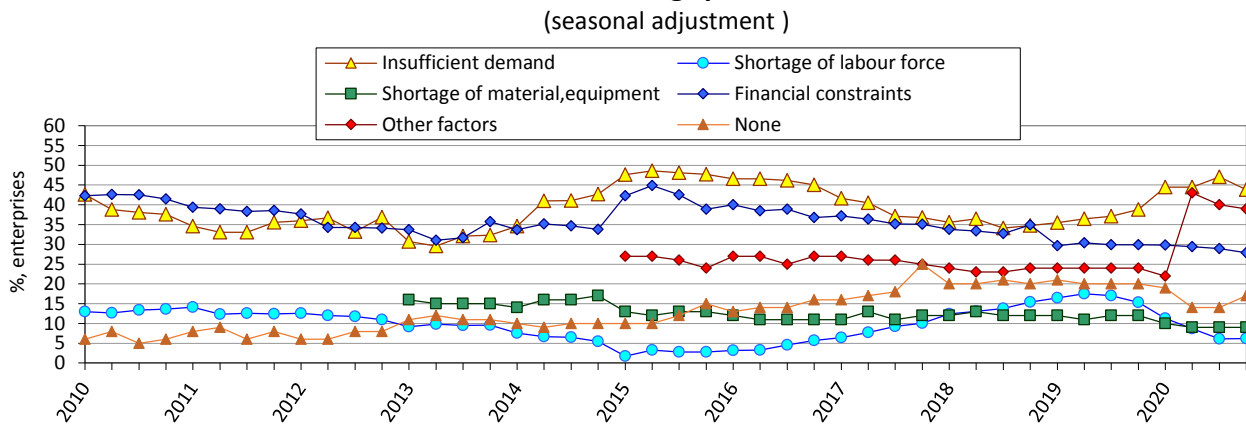
### Expected changes in selling prices for the products of industry



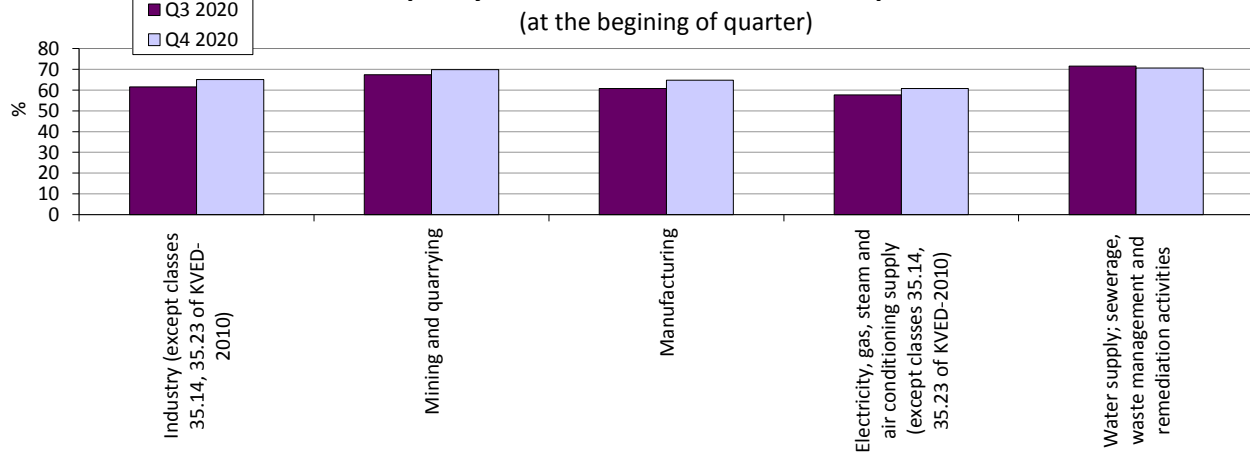
## Expected changes in employment at industrial enterprises



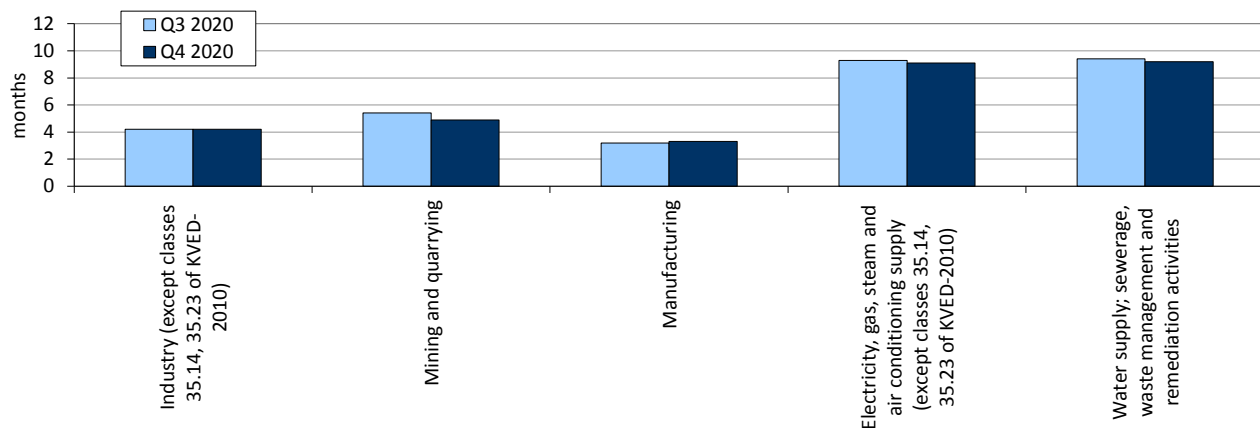
## Factors limiting production



## Capacity utilization of industrial enterprises



## Availability of orders to industrial enterprises



# Results of the survey of industry enterprises in October 2020

(per cent of the total number of surveyed enterprises)

Industry (sections B-E except classes 35.14, 35.23 of KVED-2010)	Results of the survey of 1503 enterprises						
	How did change in July-September 2020:	increased	remain unchanged	decreased	no response	balance	change of balance over III quarter 2020, pp
	production	31	43	26	0	5	22
	total order-books (demand)	26	48	26	0	0	20
	How do you assess your current overall order-books (demand)	more than sufficient (above normal)	sufficient (normal for the season)	not sufficient (below normal)	no response	balance	change of balance over III quarter 2020, pp
		2	55	43	0	-41	8
	How do you assess your current export order-books (export demand)	more than sufficient (above normal)	sufficient (normal for the season)	not sufficient (below normal)	no export	balance	change of balance over III quarter 2020, pp
		1	25	26	48	-25	3
	How do you assess your current stocks of finished products	too large (above normal)	adequate (normal for the season)	too small (below normal)	no stocks of finished goods	balance	change of balance over III quarter 2020, pp
		3	58	11	28	-8	1
	How do you expect to change over October-December 2020:	increase	remain unchanged	decrease	no response	balance	change of balance over III quarter 2020, pp
	production	28	48	24	0	4	-4
	selling prices for the products	20	75	5	0	15	7
	employment	10	75	15	0	-5	4
	How do you expect to change export orders (export demand) over October-December 2020	increase	remain unchanged	decrease	no export	balance	change of balance over III quarter 2020, pp
		8	34	10	48	-2	-3
	How do you assess your current production capacity, considering your current order books and the expected change in demand over October-December 2020	more than sufficient	sufficient	not sufficient	no response	balance	change of balance over III quarter 2020, pp
		15	76	9	0	6	2

Industry (sections B-E except classes 35.14, 35.23 of KVED-2010)	How did change competitive position on the domestic market in July-September 2020	improved	remained unchanged	deterio- rated	no response	balance	change of balance over III quarter 2020, pp
		4	84	12	0	-8	2
	How did change competitive position on foreign markets in July-September 2020:	improved	remained unchanged	deterio- rated	no export	balance	change of balance over III quarter 2020, pp
	inside the EU	2	39	7	52	-5	0
	outside the EU	2	40	6	52	-4	1

Mining and quarrying (section B of KVED-2010)	Results of the survey of 87 enterprises						
	How did change in July-September 2020:	increased	remain unchanged	decreased	no response	balance	change of balance over III quarter 2020, pp
	production	33	46	21	0	12	16
	total order-books (demand)	24	59	17	0	7	21
	How do you assess your current overall order-books (demand)	more than sufficient (above normal)	sufficient (normal for the season)	not sufficient (below normal)	no response	balance	change of balance over III quarter 2020, pp
		1	55	44	0	-43	4
	How do you assess your current export order-books (export demand)	more than sufficient (above normal)	sufficient (normal for the season)	not sufficient (below normal)	no export	balance	change of balance over III quarter 2020, pp
		1	21	18	60	-17	0
	How do you assess your current stocks of finished products	too large (above normal)	adequate (normal for the season)	too small (below normal)	no stocks of finished goods	balance	change of balance over III quarter 2020, pp
		11	60	13	16	-2	-5
	How do you expect to change over October-December 2020:	increase	remain unchanged	decrease	no response	balance	change of balance over III quarter 2020, pp
	production	22	49	29	0	-7	-23
	selling prices for the products	7	84	9	0	-2	3
	employment	1	82	17	0	-16	3
	How do you expect to change export orders (export demand) over October-December 2020	increase	remain unchanged	decrease	no export	balance	change of balance over III quarter 2020, pp
		7	28	5	60	2	-7

Continued

Mining and quarrying (section B of KVED-2010)	How do you assess your current production capacity, considering your current order books and the expected change in demand over October-December 2020	more than sufficient	sufficient	not sufficient	no response	balance	change of balance over III quarter 2020, pp
		8	82	10	0	-2	-1
	How did change competitive position on the domestic market in July-September 2020	improved	remained unchanged	deterio-rated	no response	balance	change of balance over III quarter 2020, pp
		1	89	10	0	-9	5
	How did change competitive position on foreign markets in July-September 2020:	improved	remained unchanged	deterio-rated	no export	balance	change of balance over III quarter 2020, pp
		inside the EU	1	30	3	66	-2
	outside the EU	1	25	6	68	-5	-4

Manufacturing (section C of KVED-2010)	Results of the survey of 1203 enterprises						
	How did change in July-September 2020:	increased	remain unchanged	decreased	no response	balance	change of balance over III quarter 2020, pp
	production	33	40	27	0	6	21
	total order-books (demand)	29	44	27	0	2	21
	How do you assess your current overall order-books (demand)	more than sufficient (above normal)	sufficient (normal for the season)	not sufficient (below normal)	no response	balance	change of balance over III quarter 2020, pp
		2	52	46	0	-44	9
	How do you assess your current export order-books (export demand)	more than sufficient (above normal)	sufficient (normal for the season)	not sufficient (below normal)	no export	balance	change of balance over III quarter 2020, pp
		2	29	31	38	-29	5
	How do you assess your current stocks of finished products	too large (above normal)	adequate (normal for the season)	too small (below normal)	no stocks of finished goods	balance	change of balance over III quarter 2020, pp
		3	64	13	20	-10	1
	How do you expect to change over October-December 2020:	increase	remain unchanged	decrease	no response	balance	change of balance over III quarter 2020, pp
	production	26	48	26	0	0	-10
	selling prices for the products	21	75	4	0	17	9
	employment	8	75	17	0	-9	2

Continued

Manufacturing (section C of KVED-2010)	How do you expect to change export orders (export demand) over October-December 2020	increase	remain unchanged	decrease	no export	balance	change of balance over III quarter 2020, pp
		10	39	12	39	-2	-3
	How do you assess your current production capacity, considering your current order books and the expected change in demand over October-December 2020	more than sufficient	sufficient	not sufficient	no response	balance	change of balance over III quarter 2020, pp
		15	76	9	0	6	1
	How did change competitive position on the domestic market in July-September 2020	improved	remained unchanged	deterio- rated	no response	balance	change of balance over III quarter 2020, pp
		5	82	13	0	-8	4
	How did change competitive position on foreign markets in July-September 2020:	improved	remained unchanged	deterio- rated	no export	balance	change of balance over III quarter 2020, pp
		inside the EU	3	46	8	43	-5
	outside the EU	2	48	7	43	-5	1

Electricity, gas, steam and air conditioning supply (section D, except classes 35.14, 35.23 of KVED-2010)	Results of the survey of 126 enterprises							
	How did change in July-September 2020:	increased	remain unchanged	decreased	no response	balance	change of balance over III quarter 2020, pp	
		production	13	57	29	1	-16	31
		total order-books (demand)	11	62	26	1	-15	31
	How do you assess your current overall order-books (demand)	more than sufficient (above normal)	sufficient (normal for the season)	not sufficient (below normal)	no response	balance	change of balance over III quarter 2020, pp	
		0	72	26	2	-26	1	
	How do you assess your current export order-books (export demand)	more than sufficient (above normal)	sufficient (normal for the season)	not sufficient (below normal)	no export	balance	change of balance over III quarter 2020, pp	
		0	2	2	96	-2	-1	
	How do you assess your current stocks of finished products	too large (above normal)	adequate (normal for the season)	too small (below normal)	no stocks of finished goods	balance	change of balance over III quarter 2020, pp	
		1	12	2	85	-1	0	

Continued

<i>Electricity, gas, steam and air conditioning supply (section D, except classes 35.14, 35.23 of KVED-2010)</i>	<b>How do you expect to change over October-December 2020:</b>	increase	remain unchanged	decrease	no response	balance	<i>change of balance over III quarter 2020, pp</i>
	production	63	29	7	1	56	68
	selling prices for the products	24	63	12	1	12	2
	employment	33	63	4	0	29	30
	<b>How do you expect to change export orders (export demand) over October-December 2020</b>	increase	remain unchanged	decrease	no export	balance	<i>change of balance over III quarter 2020, pp</i>
		0	2	2	96	-2	-2
	<b>How do you assess your current production capacity, considering your current order books and the expected change in demand over October-December 2020</b>	more than sufficient	sufficient	not sufficient	no response	balance	<i>change of balance over III quarter 2020, pp</i>
		13	80	6	1	7	3
	<b>How did change competitive position on the domestic market in July-September 2020</b>	improved	remained unchanged	deteriorated	no response	balance	<i>change of balance over III quarter 2020, pp</i>
		0	92	8	0	-8	2
	<b>How did change competitive position on foreign markets in July-September 2020:</b>	improved	remained unchanged	deteriorated	no export	balance	<i>change of balance over III quarter 2020, pp</i>
	inside the EU	0	3	1	96	-1	0
	outside the EU	0	4	0	96	0	0

<i>Water supply, sewerage, waste management and remediation activities (section E of KVED-2010)</i>	<i>Results of the survey of 87 enterprises</i>						
	<b>How did change in July-September 2020:</b>	increased	remain unchanged	decreased	no response	balance	<i>change of balance over III quarter 2020, pp</i>
	production	13	70	17	0	-4	10
	total order-books (demand)	10	72	18	0	-8	8
	<b>How do you assess your current overall order-books (demand)</b>	more than sufficient (above normal)	sufficient (normal for the season)	not sufficient (below normal)	no response	balance	<i>change of balance over III quarter 2020, pp</i>
		0	76	24	0	-24	3
	<b>How do you assess your current export order-books (export demand)</b>	more than sufficient (above normal)	sufficient (normal for the season)	not sufficient (below normal)	no export	balance	<i>change of balance over III quarter 2020, pp</i>
		0	0	0	100	0	0



<i>Water supply, sewerage, waste management and remediation activities (section E of KVED-2010)</i>	<b>How do you assess your current stocks of finished products</b>	too large (above normal)	adequate (normal for the season)	too small (below normal)	no stocks of finished goods	balance	<i>change of balance over III quarter 2020, pp</i>
		0	32	2	66	-2	2
	<b>How do you expect to change over October-December 2020:</b>	increase	remain unchanged	decrease	no response	balance	<i>change of balance over III quarter 2020, pp</i>
	production	15	68	17	0	-2	-5
	selling prices for the products	20	79	1	0	19	0
	employment	9	86	5	0	4	8
	<b>How do you expect to change export orders (export demand) over October-December 2020</b>	increase	remain unchanged	decrease	no export	balance	<i>change of balance over III quarter 2020, pp</i>
		0	1	0	99	0	0
	<b>How do you assess your current production capacity, considering your current order books and the expected change in demand over October-December 2020</b>	more than sufficient	sufficient	not sufficient	no response	balance	<i>change of balance over III quarter 2020, pp</i>
		11	76	13	0	-2	0
	<b>How did change competitive position on the domestic market in July-September 2020</b>	improved	remained unchanged	deteriorated	no response	balance	<i>change of balance over III quarter 2020, pp</i>
		1	97	2	0	-1	3
	<b>How did change competitive position on foreign markets in July-September 2020:</b>	improved	remained unchanged	deteriorated	no export	balance	<i>change of balance over III quarter 2020, pp</i>
	inside the EU	0	1	0	99	0	0
	outside the EU	0	0	0	100	0	0