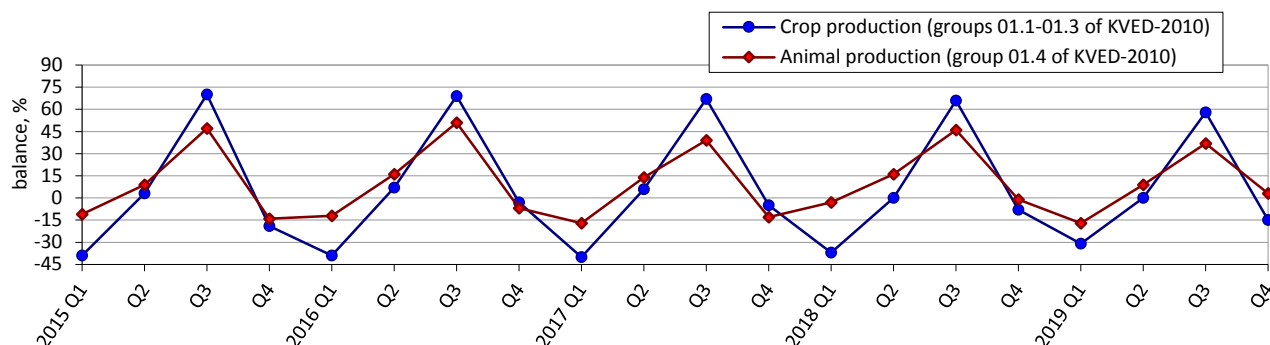
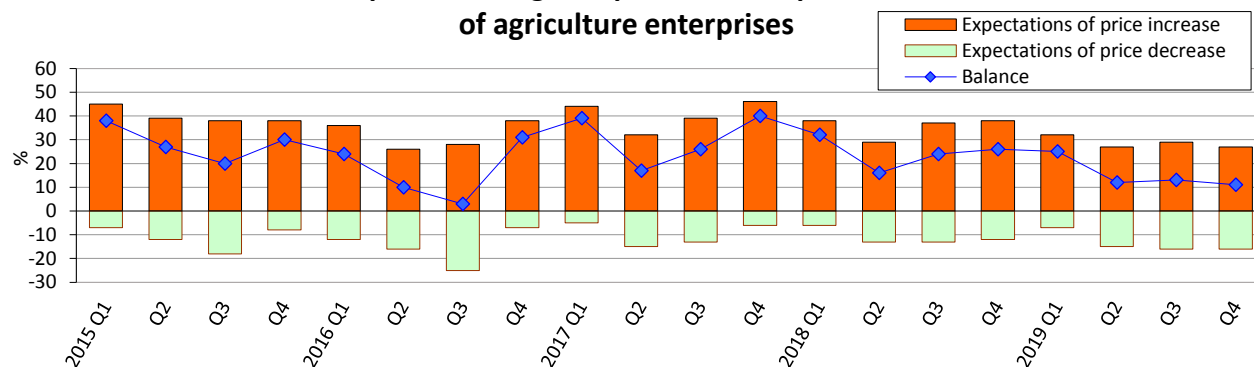


Expectations of agriculture enterprises in IV quarter 2019 regarding the development of their business activity

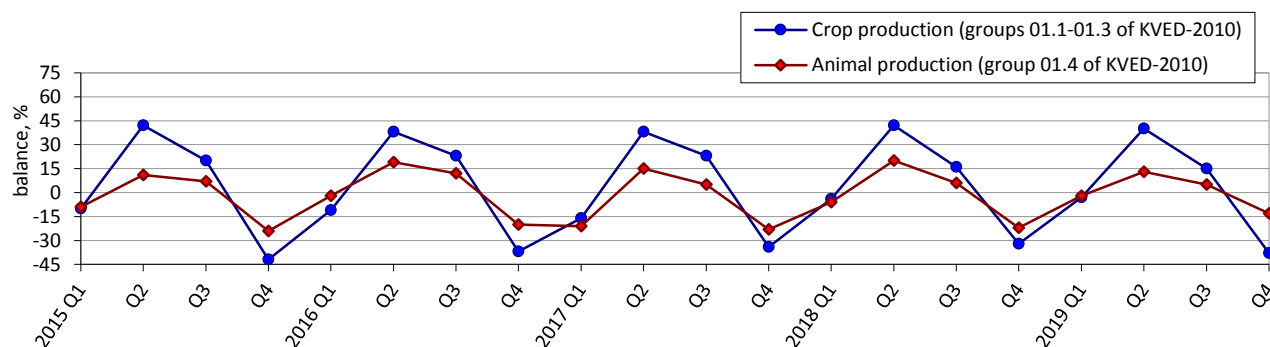
Expected changes of agricultural production



Expected changes in prices for the products of agriculture enterprises



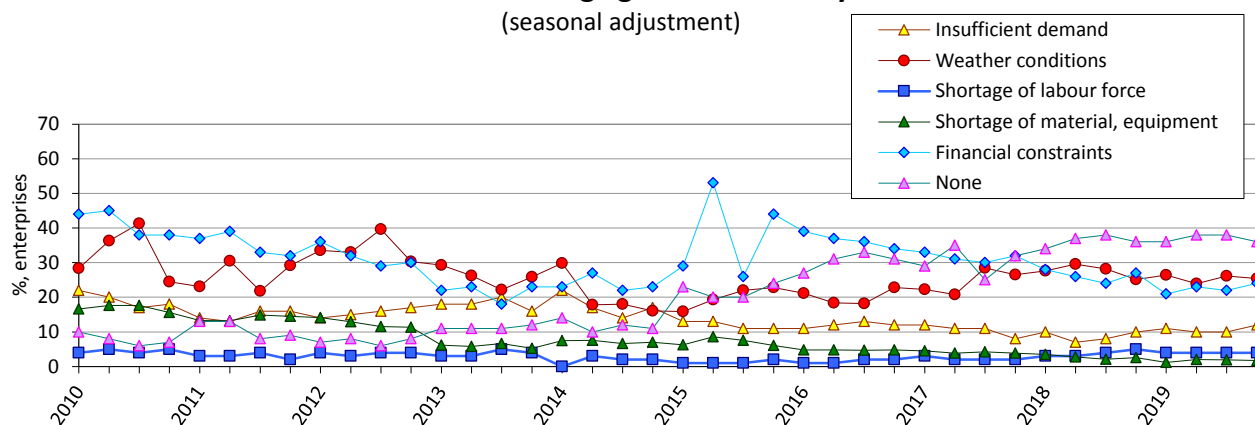
Expected changes in employment at agriculture enterprises



Note. Data for 2014-2019 exclude the temporarily occupied territory of the Autonomous Republic of Crimea, the city of Sevastopol and a part of temporarily occupied territories in the Donetsk and Luhansk regions.

Factors limiting agriculture activity

(seasonal adjustment)



Results of the survey of agriculture enterprises in October 2019

(per cent of the total number of surveyed enterprises)

Agriculture (division 01, except groups 01.6, 01.7 of KVED-2010)	Results of the survey of 858 enterprises					
	How did change production in July- September 2019	increased	remain unchanged	decreased	no response	balance
		63	25	12	0	51
	How did change of turnover on foreign markets in July- September 2019:	increased	remain unchanged	decreased	no export	balance
	within the EU	14	15	3	68	11
	outside the EU	8	15	3	74	5
	How do you assess your current stocks of products intended for realization	too large (above normal)	adequate (normal for the season)	too small (below normal)	no stocks of products intended for realization	balance
		1	80	10	9	-9
	How do you expect to change over October-December 2019:	increase	remain unchanged	decrease	no response	balance
	production	27	36	37	0	-10
	prices for the products	27	57	16	0	11
	employment	5	58	36	1	-31

Crop production (groups 01.1-01.3 of KVED-2010)	Results of the survey of 590 enterprises						
	How did change production in July- September 2019	increased	remain unchanged	decreased	no response	balance	change of balance over III quarter 2019, pp
		68	20	12	0	56	31
	How did change of turnover on foreign markets in July- September 2019:	increased	remain unchanged	decreased	no export	balance	change of balance over III quarter 2019, pp
		within the EU	17	15	3	65	14
	outside the EU	10	15	3	72	7	6
	How do you assess your current stocks of products intended for realization	too large (above normal)	adequate (normal for the season)	too small (below normal)	no stocks of products intended for realization	balance	change of balance over III quarter 2019, pp
		1	81	10	8	-9	1
	How do you expect to change over October-December 2019:	increase	remain unchanged	decrease	no response	balance	change of balance over III quarter 2019, pp
		production	27	30	42	1	-15
	prices for the products	27	57	16	0	11	-3
	employment	5	52	43	0	-38	-53

0Animal production (group 01.4 of KVED-2010)	Results of the survey of 243 enterprises						
	How did change production in July- September 2019	increased	remain unchanged	decreased	no response	balance	change of balance over III quarter 2019, pp
		52	35	12	1	40	26
	How did change of turnover on foreign markets in July- September 2019:	increased	remain unchanged	decreased	no export	balance	change of balance over III quarter 2019, pp
	within the EU	4	15	2	79	2	2
	outside the EU	2	13	2	83	0	0
	How do you assess your current stocks of products intended for realization	too large (above normal)	adequate (normal for the season)	too small (below normal)	no stocks of products intended for realization	balance	change of balance over III quarter 2019, pp
		1	78	10	11	-9	-2

Continued

<i>Animal production (group 01.4 of KVED-2010)</i>	How do you expect to change over October-December 2019:	increase	remain unchanged	decrease	no response	balance	<i>change of balance over III quarter 2019, pp</i>
	production	28	47	25	0	3	-34
	prices for the products	26	58	16	0	10	0
	employment	7	73	20	0	-13	-18