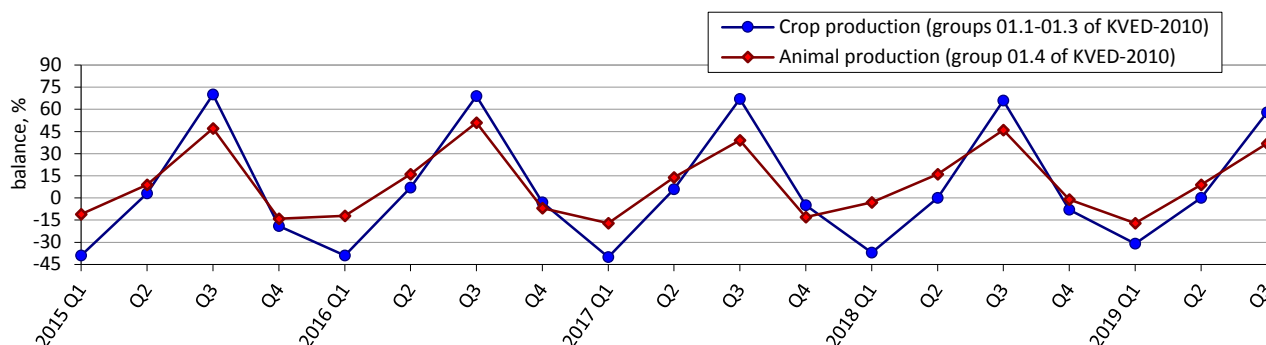
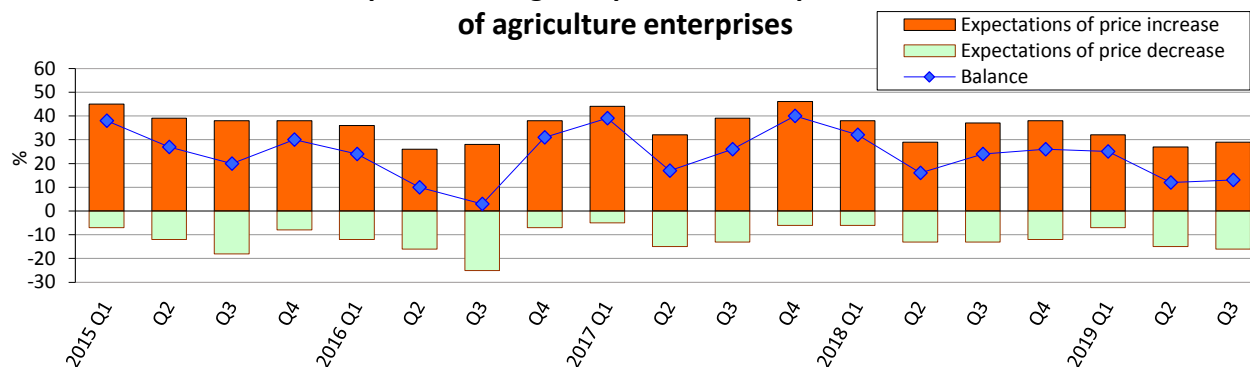


Expectations of agriculture enterprises in III quarter 2019 regarding the development of their business activity

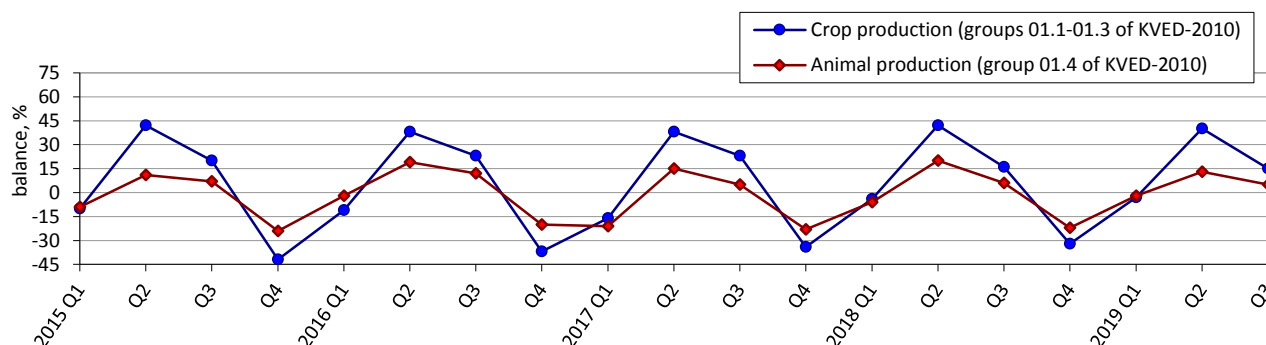
Expected changes of agricultural production



Expected changes in prices for the products of agriculture enterprises

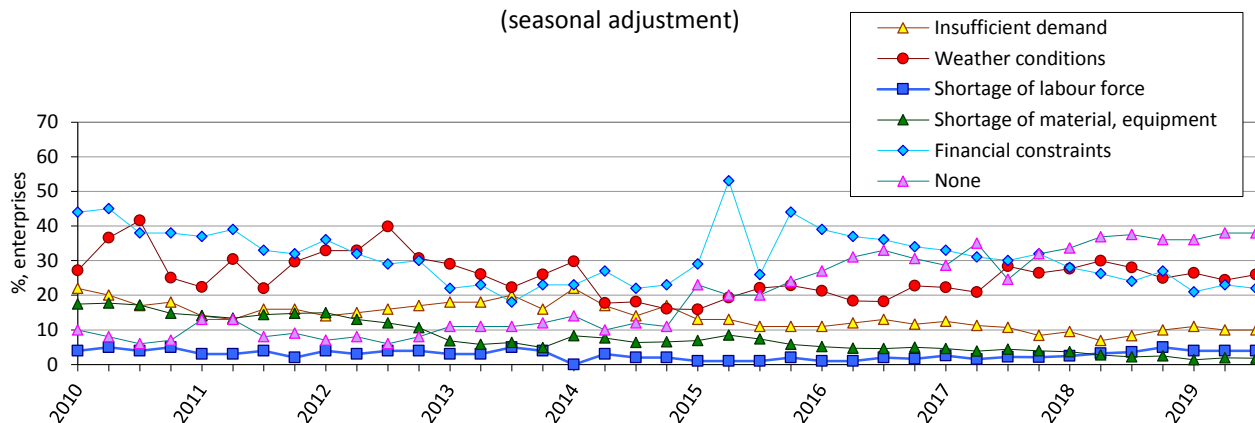


Expected changes in employment at agriculture enterprises



Note. Data for 2014-2019 exclude the temporarily occupied territory of the Autonomous Republic of Crimea, the city of Sevastopol and a part of temporarily occupied territories in the Donetsk and Luhansk regions.

Factors limiting agriculture activity (seasonal adjustment)



Results of the survey of agriculture enterprises in July 2019

(per cent of the total number of surveyed enterprises)

Agriculture (division 01, except groups 01.6, 01.7 of KVED-2010)	Results of the survey of 858 enterprises					
	How did change production in April-June 2019	increased	remain unchanged	decreased	no response	balance
		38	46	16	0	22
	How did change of turnover on foreign markets in April-June 2019:	increased	remain unchanged	decreased	no export	balance
	within the EU	8	16	6	70	2
	outside the EU	5	15	4	76	1
	How do you assess your current stocks of products intended for realization	too large (above normal)	adequate (normal for the season)	too small (below normal)	no stocks of products intended for realization	balance
		1	72	10	17	-9
	How do you expect to change over July-September 2019:	increase	remain unchanged	decrease	no response	balance
	production	62	27	10	1	52
	prices for the products	29	55	16	0	13
	employment	19	74	7	0	12

Crop production (groups 01.1-01.3 of KVED-2010)	Results of the survey of 589 enterprises						
	How did change production in April-June 2019	increased	remain unchanged	decreased	no response	balance	change of balance over II quarter 2019, pp
		41	43	16	0	25	50
	How did change of turnover on foreign markets in April-June 2019:	increased	remain unchanged	decreased	no export	balance	change of balance over II quarter 2019, pp
	within the EU	10	17	7	66	3	-1
	outside the EU	7	16	6	71	1	1
	How do you assess your current stocks of products intended for realization	too large (above normal)	adequate (normal for the season)	too small (below normal)	no stocks of products intended for realization	balance	change of balance over II quarter 2019, pp
		1	72	11	16	-10	4
	How do you expect to change over July-September 2019:	increase	remain unchanged	decrease	no response	balance	change of balance over II quarter 2019, pp
	production	68	22	10	0	58	58
	prices for the products	30	54	16	0	14	-4
	employment	21	72	6	1	15	-25
	0Animal production (group 01.4 of KVED-2010)	Results of the survey of 244 enterprises					
How did change production in April-June 2019		increased	remain unchanged	decreased	no response	balance	change of balance over II quarter 2019, pp
		32	50	18	0	14	20
How did change of turnover on foreign markets in April-June 2019:		increased	remain unchanged	decreased	no export	balance	change of balance over II quarter 2019, pp
within the EU		4	14	4	78	0	-3
outside the EU		2	12	2	84	0	-1
How do you assess your current stocks of products intended for realization		too large (above normal)	adequate (normal for the season)	too small (below normal)	no stocks of products intended for realization	balance	change of balance over II quarter 2019, pp
		0	72	7	21	-7	2

<i>Animal production (group 01.4 of KVED-2010)</i>	How do you expect to change over July-September 2019:	increase	remain unchanged	decrease	no response	balance	<i>change of balance over II quarter 2019, pp</i>
	production	49	39	12	0	37	28
	prices for the products	26	57	16	1	10	14
	employment	13	78	8	1	5	-8