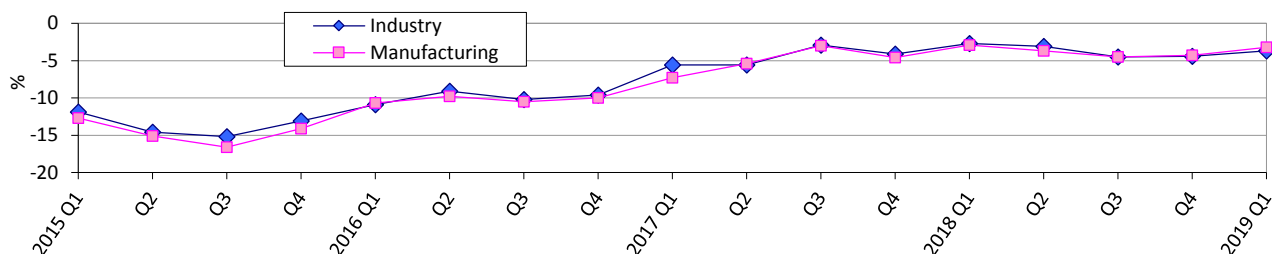
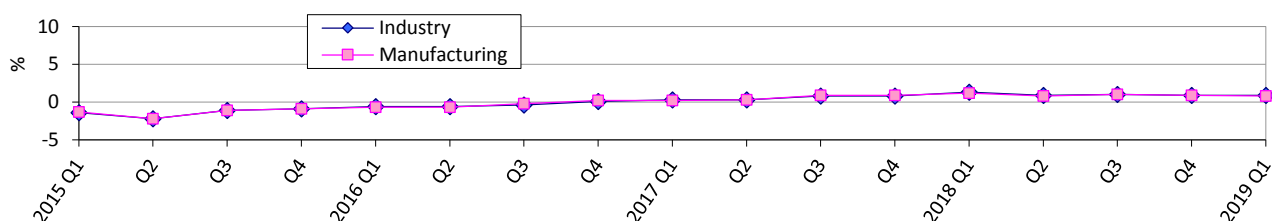


## Expectations of industrial enterprises in I quarter 2019 regarding the development of their business activity

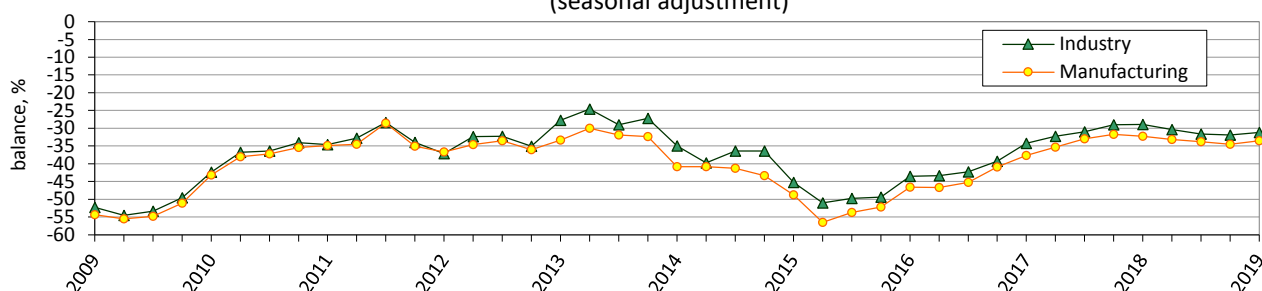
### Industrial confidence indicator<sup>1</sup>



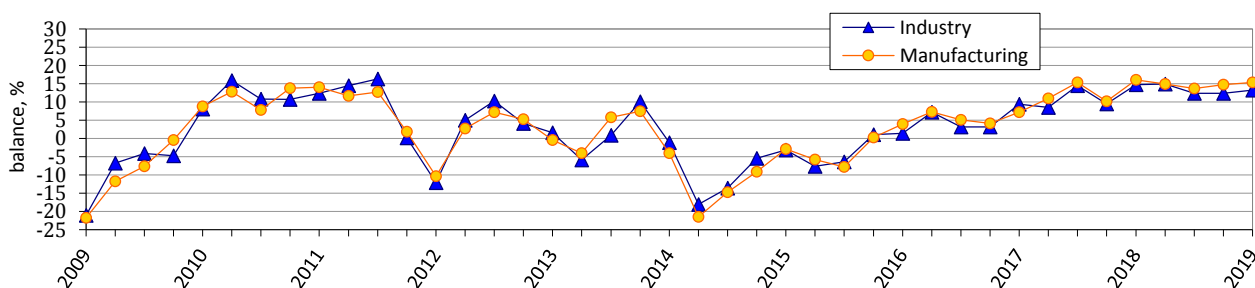
### Business climate indicator<sup>1</sup>



### Assessment of current order-books (demand) on the industrial production (seasonal adjustment)



### Expected changes of industrial production (seasonal adjustment)

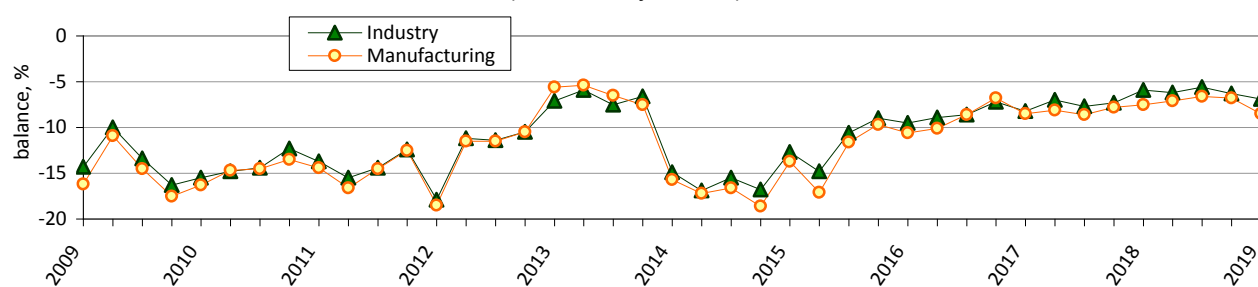


**Note.** Data for 2014-2019 exclude the temporarily occupied territory of the Autonomous Republic of Crimea, the city of Sevastopol and a part of temporarily occupied territories in the Donetsk and Luhansk regions.

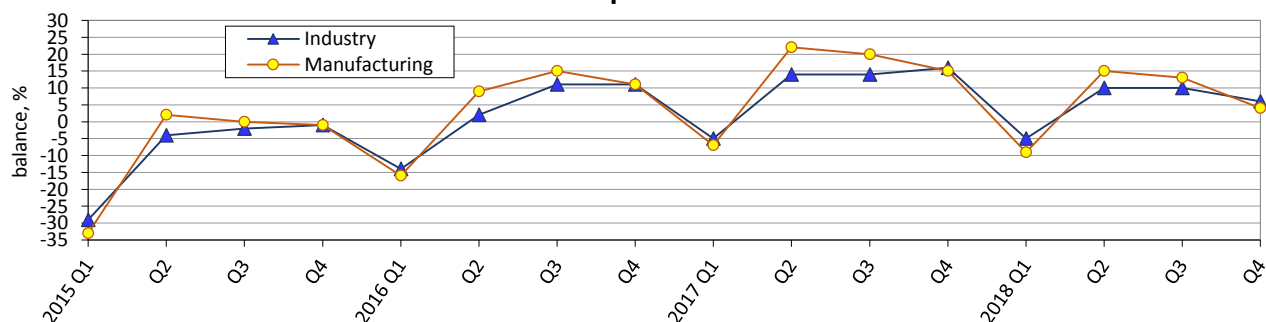
<sup>1</sup> The indicator is calculated by the method of calculation of indicators of business expectations in accordance with the requirements of the Special Data Dissemination Standard Plus of the International Monetary Fund, approved by order of the SSSU of 30 December, 2014 No 411 (in the wording of the order of the SSSU of December 7, 2017 No 319).

## Assessment of current stock of finished products in industry

(seasonal adjustment)

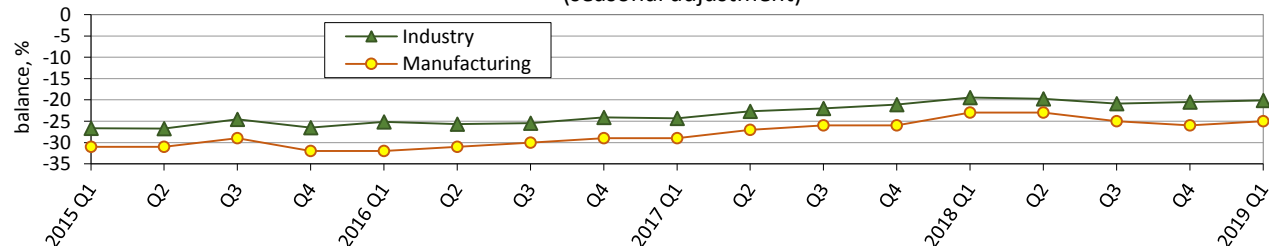


## Assessment of industrial production in the past 3 months



## Assessment of current export order-books (export demand) on the industrial production

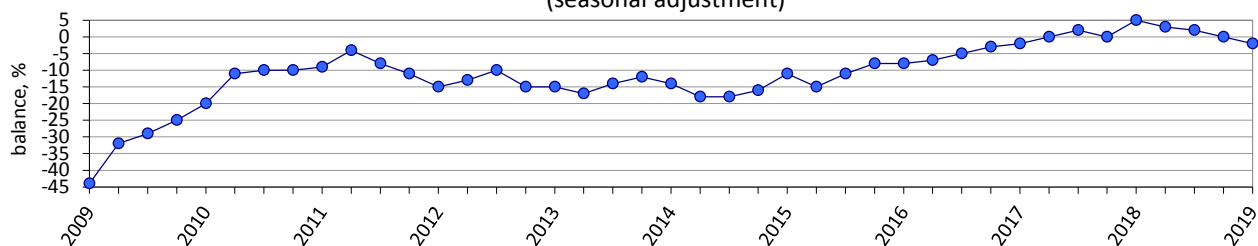
(seasonal adjustment)



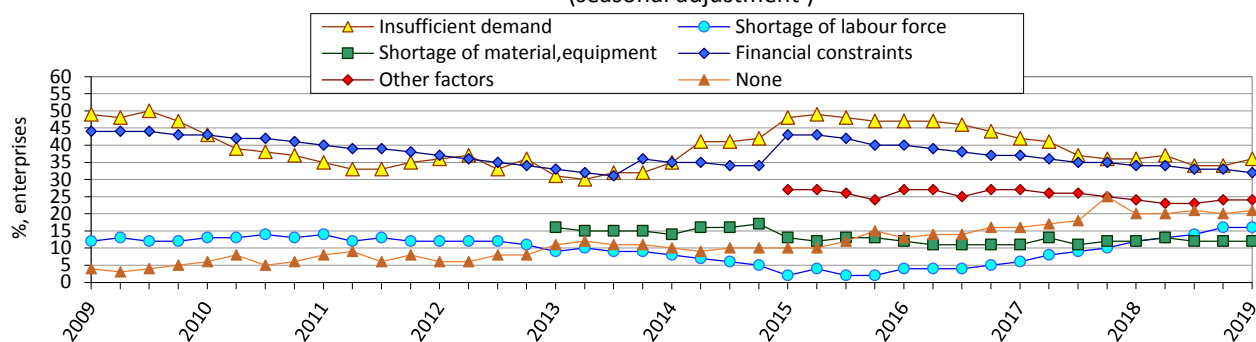
## Expected changes in selling prices for the products of industry



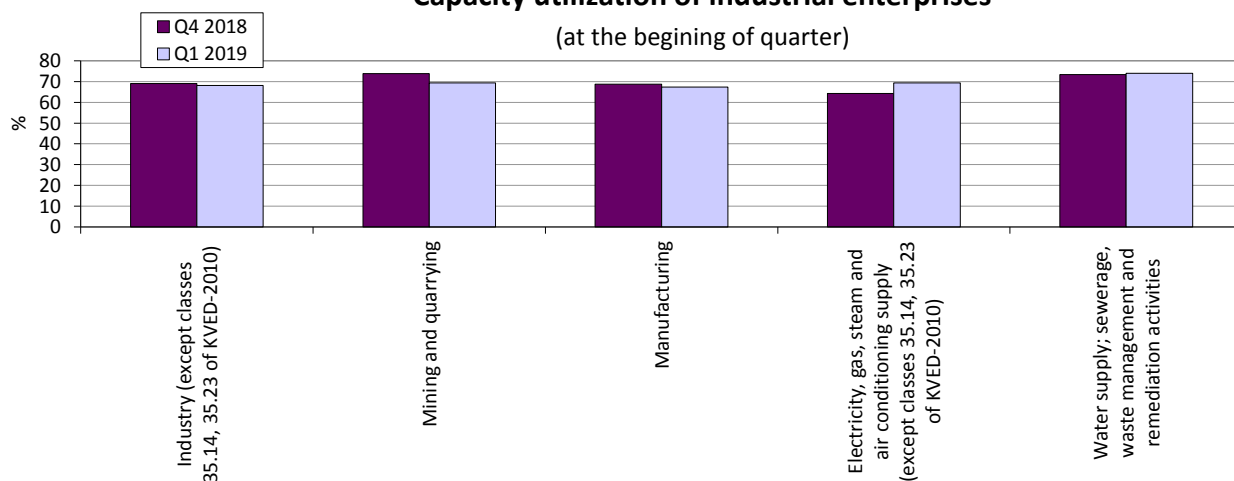
### Expected changes in employment at industrial enterprises (seasonal adjustment)



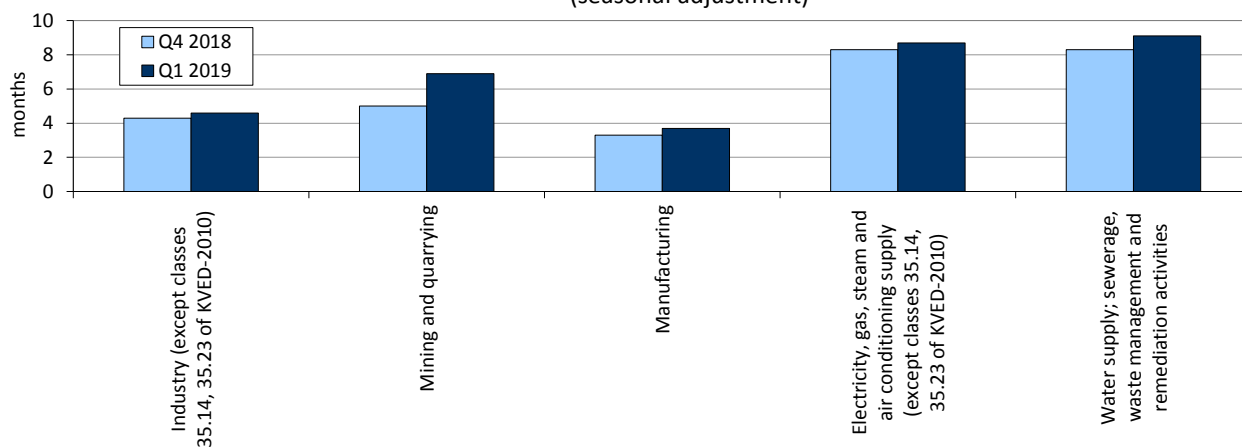
### Factors limiting production (seasonal adjustment)



### Capacity utilization of industrial enterprises (at the beginning of quarter)



### Availability of orders to industrial enterprises (seasonal adjustment)



## Results of the survey of industry enterprises in January 2019

(per cent of the total number of surveyed enterprises)

Industry (sections B-E except classes 35.14, 35.23 of KVED-2010)	Results of the survey of 1508 enterprises						
	How did change in October-December 2018:	increased	remain unchanged	decreased	no response	balance	change of balance over IV quarter 2018, pp
	production	35	36	29	0	6	-4
	total order-books (demand)	28	43	29	0	-1	-8
	How do you assess your current overall order-books (demand)	more than sufficient (above normal)	sufficient (normal for the season)	not sufficient (below normal)	no response	balance	change of balance over IV quarter 2018, pp
		1	68	31	0	-30	1
	How do you assess your current export order-books (export demand)	more than sufficient (above normal)	sufficient (normal for the season)	not sufficient (below normal)	no export	balance	change of balance over IV quarter 2018, pp
		1	29	21	49	-20	1
	How do you assess your current stocks of finished products	too large (above normal)	adequate (normal for the season)	too small (below normal)	no stocks of finished goods	balance	change of balance over IV quarter 2018, pp
		3	59	10	28	-7	0
	How do you expect to change over January-March 2019:	increase	remain unchanged	decrease	no response	balance	change of balance over IV quarter 2018, pp
	production	24	52	24	0	0	-8
	selling prices for the products	39	57	4	0	35	-1
	employment	10	76	14	0	-4	-4
	How do you expect to change export orders (export demand) over January-March 2019	increase	remain unchanged	decrease	no export	balance	change of balance over IV quarter 2018, pp
		9	35	8	48	1	0
	How do you assess your current production capacity, considering your current order books and the expected change in demand over January-March 2019	more than sufficient	sufficient	not sufficient	no response	balance	change of balance over IV quarter 2018, pp
		11	78	10	1	1	-2

Industry (sections B-E except classes 35.14, 35.23 of KVED-2010)	How did change competitive position on the domestic market in October-December 2018	improved	remained unchanged	deterio- rated	no response	balance	change of balance over IV quarter 2018, pp
		8	82	9	1	-1	1
	How did change competitive position on foreign markets in October-December 2018:	improved	remained unchanged	deterio- rated	no export	balance	change of balance over IV quarter 2018, pp
	inside the EU	4	38	5	53	-1	-1
	outside the EU	3	40	5	52	-2	-1

Mining and quarrying (section B of KVED-2010)	Results of the survey of 84 enterprises						
	How did change in October-December 2018:	increased	remain unchanged	decreased	no response	balance	change of balance over IV quarter 2018, pp
	production	24	38	38	0	-14	-13
	total order-books (demand)	13	60	27	0	-14	-28
	How do you assess your current overall order-books (demand)	more than sufficient (above normal)	sufficient (normal for the season)	not sufficient (below normal)	no response	balance	change of balance over IV quarter 2018, pp
		1	84	15	0	-14	7
	How do you assess your current export order-books (export demand)	more than sufficient (above normal)	sufficient (normal for the season)	not sufficient (below normal)	no export	balance	change of balance over IV quarter 2018, pp
		1	31	6	62	-5	1
	How do you assess your current stocks of finished products	too large (above normal)	adequate (normal for the season)	too small (below normal)	no stocks of finished goods	balance	change of balance over IV quarter 2018, pp
		4	66	10	20	-6	2
	How do you expect to change over January-March 2019:	increase	remain unchanged	decrease	no response	balance	change of balance over IV quarter 2018, pp
	production	11	64	25	0	-14	0
	selling prices for the products	19	75	6	0	13	-9
	employment	8	83	8	1	0	7
	How do you expect to change export orders (export demand) over January-March 2019	increase	remain unchanged	decrease	no export	balance	change of balance over IV quarter 2018, pp
		2	30	7	61	-5	-2

Continued

Mining and quarrying (section B of KVED-2010)	How do you assess your current production capacity, considering your current order books and the expected change in demand over January-March 2019	more than sufficient	sufficient	not sufficient	no response	balance	change of balance over IV quarter 2018, pp
		6	83	11	0	-5	4
	How did change competitive position on the domestic market in October-December 2018	improved	remained unchanged	deterio-rated	no response	balance	change of balance over IV quarter 2018, pp
		6	89	5	0	1	8
	How did change competitive position on foreign markets in October-December 2018:	improved	remained unchanged	deterio-rated	no export	balance	change of balance over IV quarter 2018, pp
		inside the EU	2	32	4	62	-2
	outside the EU	4	29	5	62	-1	0

Manufacturing (section C of KVED-2010)	Results of the survey of 1199 enterprises						
	How did change in October-December 2018:	increased	remain unchanged	decreased	no response	balance	change of balance over IV quarter 2018, pp
	production	34	36	30	0	4	-9
	total order-books (demand)	29	40	31	0	-2	-10
	How do you assess your current overall order-books (demand)	more than sufficient (above normal)	sufficient (normal for the season)	not sufficient (below normal)	no response	balance	change of balance over IV quarter 2018, pp
		2	64	34	0	-32	2
	How do you assess your current export order-books (export demand)	more than sufficient (above normal)	sufficient (normal for the season)	not sufficient (below normal)	no export	balance	change of balance over IV quarter 2018, pp
		1	35	26	38	-25	1
	How do you assess your current stocks of finished products	too large (above normal)	adequate (normal for the season)	too small (below normal)	no stocks of finished goods	balance	change of balance over IV quarter 2018, pp
		3	66	11	20	-8	0
	How do you expect to change over January-March 2019:	increase	remain unchanged	decrease	no response	balance	change of balance over IV quarter 2018, pp
	production	25	51	24	0	1	-5
	selling prices for the products	38	58	3	1	35	-2
	employment	11	76	13	0	-2	0

Continued

Manufacturing (section C of KVED-2010)	How do you expect to change export orders (export demand) over January-March 2019	increase	remain unchanged	decrease	no export	balance	change of balance over IV quarter 2018, pp
		11	42	10	37	1	0
	How do you assess your current production capacity, considering your current order books and the expected change in demand over January-March 2019	more than sufficient	sufficient	not sufficient	no response	balance	change of balance over IV quarter 2018, pp
		12	78	10	0	2	-2
	How did change competitive position on the domestic market in October-December 2018	improved	remained unchanged	deterio- rated	no response	balance	change of balance over IV quarter 2018, pp
		9	80	10	1	-1	1
	How did change competitive position on foreign markets in October-December 2018:	improved	remained unchanged	deterio- rated	no export	balance	change of balance over IV quarter 2018, pp
		inside the EU	5	45	6	44	-1
	outside the EU	3	48	6	43	-3	-1

Electricity, gas, steam and air conditioning supply (section D, except classes 35.14, 35.23 of KVED-2010)	Results of the survey of 130 enterprises							
	How did change in October-December 2018:	increased	remain unchanged	decreased	no response	balance	change of balance over IV quarter 2018, pp	
		production	53	30	15	2	38	43
		total order-books (demand)	38	47	15	0	23	23
	How do you assess your current overall order-books (demand)	more than sufficient (above normal)	sufficient (normal for the season)	not sufficient (below normal)	no response	balance	change of balance over IV quarter 2018, pp	
		0	78	22	0	-22	-3	
	How do you assess your current export order-books (export demand)	more than sufficient (above normal)	sufficient (normal for the season)	not sufficient (below normal)	no export	balance	change of balance over IV quarter 2018, pp	
		0	1	1	98	-1	1	
	How do you assess your current stocks of finished products	too large (above normal)	adequate (normal for the season)	too small (below normal)	no stocks of finished goods	balance	change of balance over IV quarter 2018, pp	
		1	18	2	79	-1	0	

Continued

<i>Electricity, gas, steam and air conditioning supply (section D, except classes 35.14, 35.23 of KVED-2010)</i>	<b>How do you expect to change over January-March 2019:</b>	increase	remain unchanged	decrease	no response	balance	<i>change of balance over IV quarter 2018, pp</i>
	production	30	47	21	2	9	-53
	selling prices for the products	49	46	5	0	44	-9
	employment	4	65	31	0	-27	-48
	<b>How do you expect to change export orders (export demand) over January-March 2019</b>	increase	remain unchanged	decrease	no export	balance	<i>change of balance over IV quarter 2018, pp</i>
		1	1	0	98	1	0
	<b>How do you assess your current production capacity, considering your current order books and the expected change in demand over January-March 2019</b>	more than sufficient	sufficient	not sufficient	no response	balance	<i>change of balance over IV quarter 2018, pp</i>
		8	86	5	1	3	-3
	<b>How did change competitive position on the domestic market in October-December 2018</b>	improved	remained unchanged	deteriorated	no response	balance	<i>change of balance over IV quarter 2018, pp</i>
		1	91	6	2	-5	-2
	<b>How did change competitive position on foreign markets in October-December 2018:</b>	improved	remained unchanged	deteriorated	no export	balance	<i>change of balance over IV quarter 2018, pp</i>
	inside the EU	0	1	1	98	-1	-2
	outside the EU	0	2	0	98	0	0

<i>Water supply, sewerage, waste management and remediation activities (section E of KVED-2010)</i>	<i>Results of the survey of 95 enterprises</i>						
	<b>How did change in October-December 2018:</b>	increased	remain unchanged	decreased	no response	balance	<i>change of balance over IV quarter 2018, pp</i>
	production	24	49	26	1	-2	-9
	total order-books (demand)	19	61	20	0	-1	-6
	<b>How do you assess your current overall order-books (demand)</b>	more than sufficient (above normal)	sufficient (normal for the season)	not sufficient (below normal)	no response	balance	<i>change of balance over IV quarter 2018, pp</i>
		0	83	17	0	-17	2
	<b>How do you assess your current export order-books (export demand)</b>	more than sufficient (above normal)	sufficient (normal for the season)	not sufficient (below normal)	no export	balance	<i>change of balance over IV quarter 2018, pp</i>
		0	1	0	99	0	1



<i>Water supply, sewerage, waste management and remediation activities (section E of KVED-2010)</i>	<b>How do you assess your current stocks of finished products</b>	too large (above normal)	adequate (normal for the season)	too small (below normal)	no stocks of finished goods	balance	<i>change of balance over IV quarter 2018, pp</i>
		1	26	4	69	-3	1
	<b>How do you expect to change over January-March 2019:</b>	increase	remain unchanged	decrease	no response	balance	<i>change of balance over IV quarter 2018, pp</i>
	production	18	62	20	0	-2	1
	selling prices for the products	47	48	5	0	42	18
	employment	8	81	11	0	-3	-6
	<b>How do you expect to change export orders (export demand) over January-March 2019</b>	increase	remain unchanged	decrease	no export	balance	<i>change of balance over IV quarter 2018, pp</i>
		0	1	0	99	0	0
	<b>How do you assess your current production capacity, considering your current order books and the expected change in demand over January-March 2019</b>	more than sufficient	sufficient	not sufficient	no response	balance	<i>change of balance over IV quarter 2018, pp</i>
		12	72	16	0	-4	-1
	<b>How did change competitive position on the domestic market in October-December 2018</b>	improved	remained unchanged	deteriorated	no response	balance	<i>change of balance over IV quarter 2018, pp</i>
		4	91	4	1	0	1
	<b>How did change competitive position on foreign markets in October-December 2018:</b>	improved	remained unchanged	deteriorated	no export	balance	<i>change of balance over IV quarter 2018, pp</i>
	inside the EU	0	2	0	98	0	0
	outside the EU	0	2	0	98	0	0