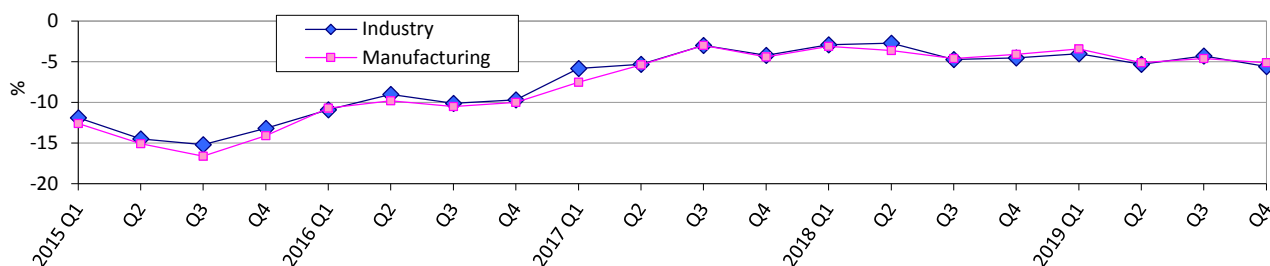
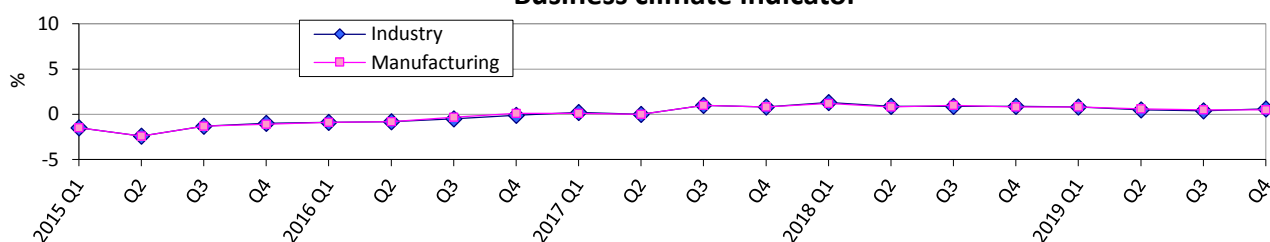


Expectations of industrial enterprises in IV quarter 2019 regarding the development of their business activity

Industrial confidence indicator¹

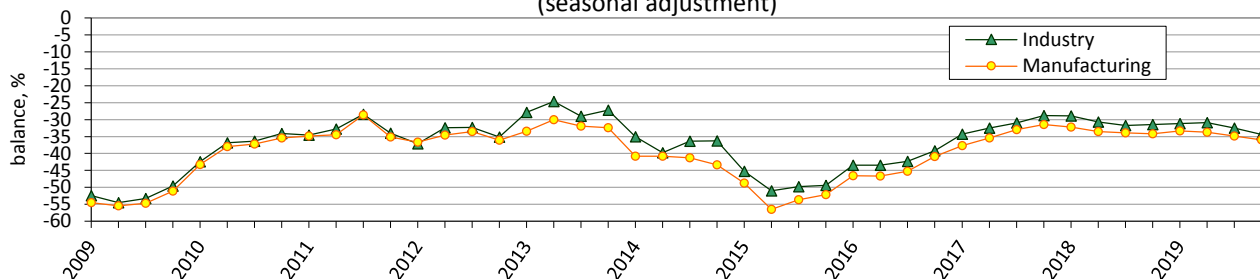


Business climate indicator¹



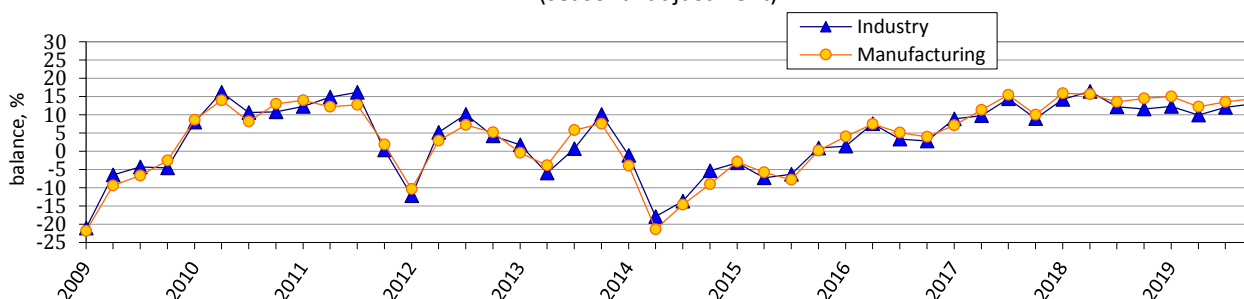
Assessment of current order-books (demand) on the industrial production

(seasonal adjustment)



Expected changes of industrial production

(seasonal adjustment)

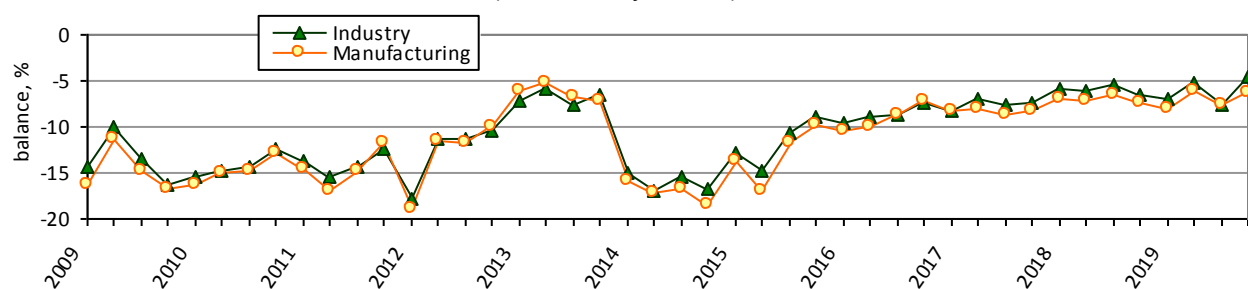


Note. Data for 2014-2019 exclude the temporarily occupied territory of the Autonomous Republic of Crimea, the city of Sevastopol and a part of temporarily occupied territories in the Donetsk and Luhansk regions.

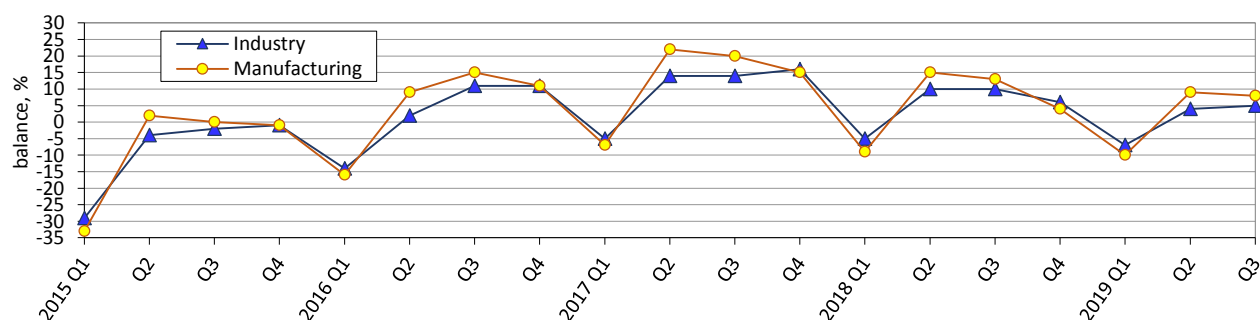
¹ The indicator is calculated by the method of calculation of indicators of business expectations, approved by order of the SSSU of 30 December, 2014 No 411 (with changes).

Assessment of current stock of finished products in industry

(seasonal adjustment)

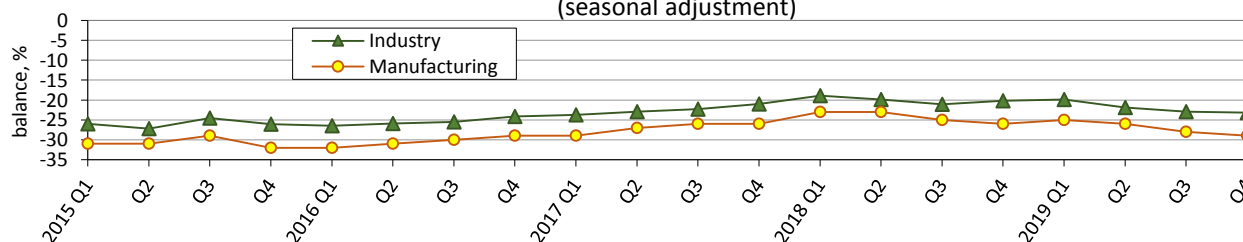


Assessment of industrial production in the past 3 months

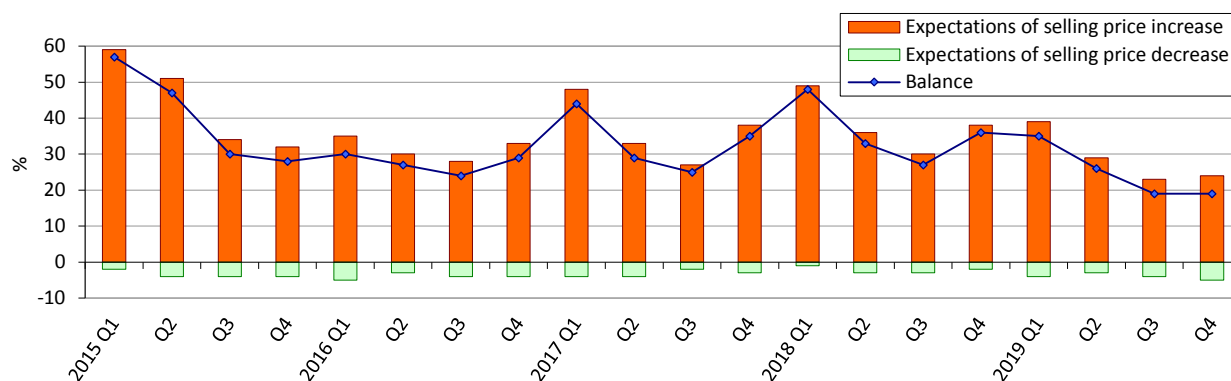


Assessment of current export order-books (export demand) on the industrial production

(seasonal adjustment)

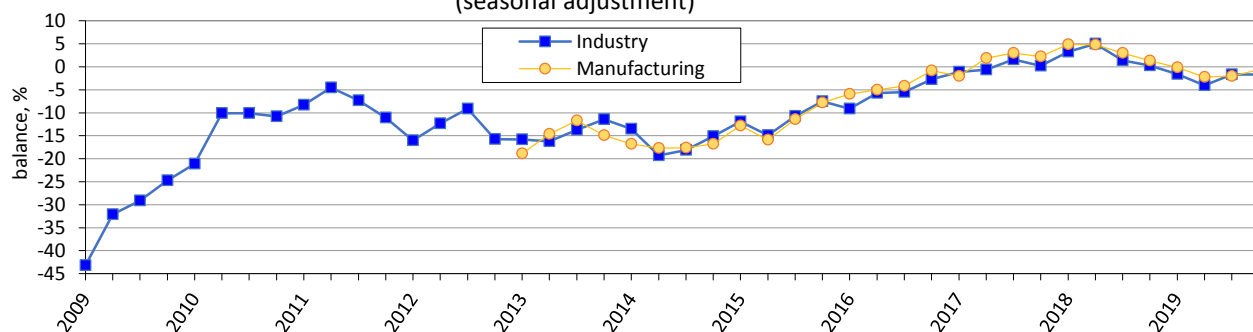


Expected changes in selling prices for the products of industry



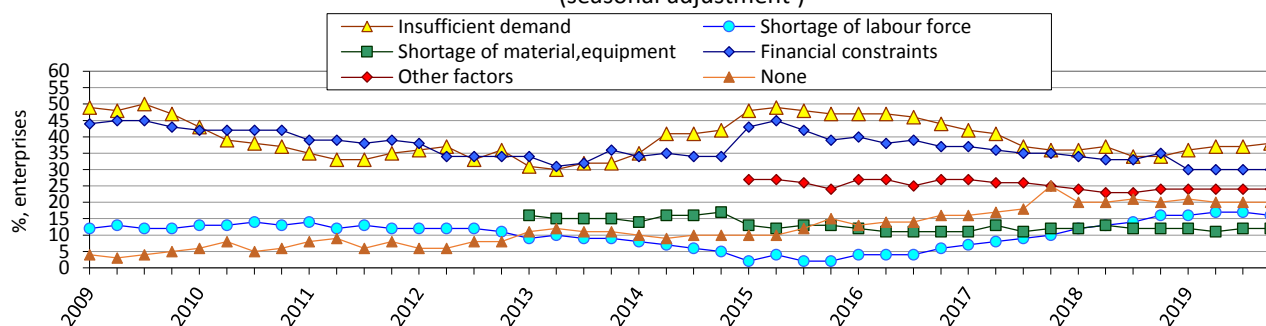
Expected changes in employment at industrial enterprises

(seasonal adjustment)



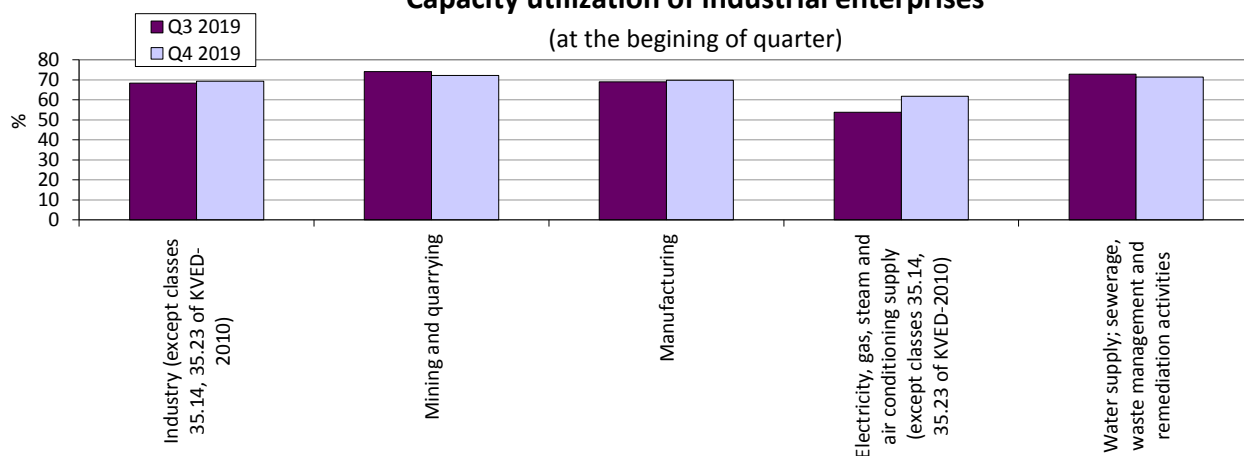
Factors limiting production

(seasonal adjustment)



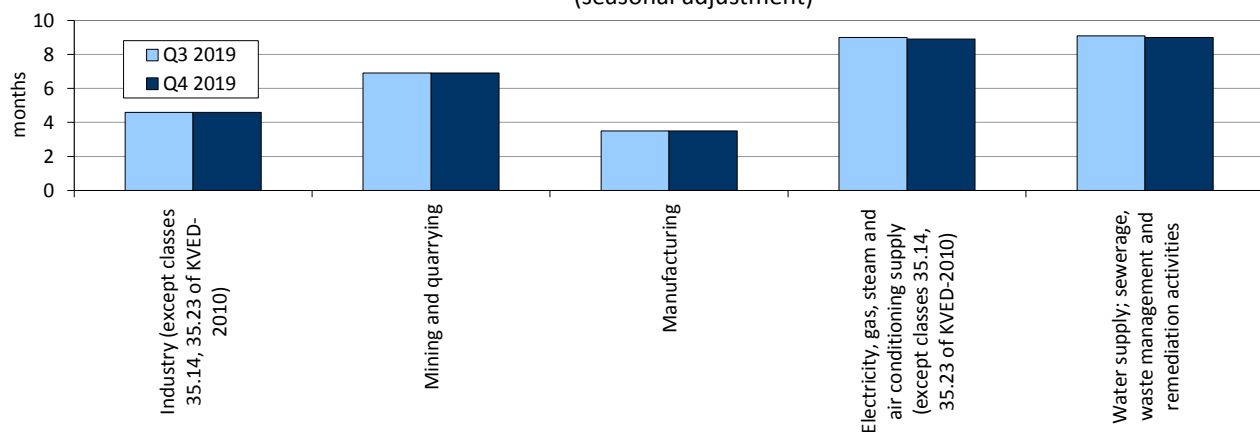
Capacity utilization of industrial enterprises

(at the beginning of quarter)



Availability of orders to industrial enterprises

(seasonal adjustment)



Results of the survey of industry enterprises in October 2019

(per cent of the total number of surveyed enterprises)

Industry (sections B-E except classes 35.14, 35.23 of KVED-2010)	Results of the survey of 1492 enterprises						
	How did change in July-September 2019:	increased	remain unchanged	decreased	no response	balance	change of balance over III quarter 2019, pp
	production	32	41	27	0	5	1
	total order-books (demand)	29	46	25	0	4	4
	How do you assess your current overall order-books (demand)	more than sufficient (above normal)	sufficient (normal for the season)	not sufficient (below normal)	no response	balance	change of balance over III quarter 2019, pp
		2	62	36	0	-34	-1
	How do you assess your current export order-books (export demand)	more than sufficient (above normal)	sufficient (normal for the season)	not sufficient (below normal)	no export	balance	change of balance over III quarter 2019, pp
		1	27	25	47	-24	-1
	How do you assess your current stocks of finished products	too large (above normal)	adequate (normal for the season)	too small (below normal)	no stocks of finished goods	balance	change of balance over III quarter 2019, pp
		4	59	9	28	-5	2
	How do you expect to change over October-December 2019:	increase	remain unchanged	decrease	no response	balance	change of balance over III quarter 2019, pp
	production	30	49	21	0	9	-9
	selling prices for the products	24	71	5	0	19	0
	employment	12	74	14	0	-2	-2
	How do you expect to change export orders (export demand) over October-December 2019	increase	remain unchanged	decrease	no export	balance	change of balance over III quarter 2019, pp
		11	33	9	47	2	-5
	How do you assess your current production capacity, considering your current order books and the expected change in demand over October-December 2019	more than sufficient	sufficient	not sufficient	no response	balance	change of balance over III quarter 2019, pp
		11	78	10	1	1	-1

Industry (sections B-E except classes 35.14, 35.23 of KVED-2010)	How did change competitive position on the domestic market in July-September 2019	improved	remained unchanged	deterio- rated	no response	balance	change of balance over III quarter 2019, pp
		7	85	8	0	-1	2
	How did change competitive position on foreign markets in July-September 2019:	improved	remained unchanged	deterio- rated	no export	balance	change of balance over III quarter 2019, pp
	inside the EU	3	40	5	52	-2	-1
	outside the EU	4	40	5	51	-1	1

Mining and quarrying (section B of KVED-2010)	Results of the survey of 84 enterprises						
	How did change in July-September 2019:	increased	remain unchanged	decreased	no response	balance	change of balance over III quarter 2019, pp
	production	43	33	24	0	19	5
	total order-books (demand)	24	58	18	0	6	7
	How do you assess your current overall order-books (demand)	more than sufficient (above normal)	sufficient (normal for the season)	not sufficient (below normal)	no response	balance	change of balance over III quarter 2019, pp
		1	69	30	0	-29	-1
	How do you assess your current export order-books (export demand)	more than sufficient (above normal)	sufficient (normal for the season)	not sufficient (below normal)	no export	balance	change of balance over III quarter 2019, pp
		0	24	18	58	-18	-6
	How do you assess your current stocks of finished products	too large (above normal)	adequate (normal for the season)	too small (below normal)	no stocks of finished goods	balance	change of balance over III quarter 2019, pp
		4	68	10	18	-6	4
	How do you expect to change over October-December 2019:	increase	remain unchanged	decrease	no response	balance	change of balance over III quarter 2019, pp
	production	12	55	33	0	-21	-44
	selling prices for the products	8	80	12	0	-4	-11
	employment	4	82	14	0	-10	-6
	How do you expect to change export orders (export demand) over October-December 2019	increase	remain unchanged	decrease	no export	balance	change of balance over III quarter 2019, pp
		5	30	5	60	0	-4

Continued

Mining and quarrying (section B of KVED-2010)	How do you assess your current production capacity, considering your current order books and the expected change in demand over October-December 2019	more than sufficient	sufficient	not sufficient	no response	balance	change of balance over III quarter 2019, pp
		6	77	17	0	-11	-6
	How did change competitive position on the domestic market in July-September 2019	improved	remained unchanged	deterio-rated	no response	balance	change of balance over III quarter 2019, pp
		8	85	7	0	1	-1
	How did change competitive position on foreign markets in July-September 2019:	improved	remained unchanged	deterio-rated	no export	balance	change of balance over III quarter 2019, pp
		inside the EU	2	30	5	63	-3
	outside the EU	2	29	4	65	-2	-1

Manufacturing (section C of KVED-2010)	Results of the survey of 1190 enterprises						
	How did change in July-September 2019:	increased	remain unchanged	decreased	no response	balance	change of balance over III quarter 2019, pp
	production	34	40	26	0	8	-1
	total order-books (demand)	31	44	25	0	6	1
	How do you assess your current overall order-books (demand)	more than sufficient (above normal)	sufficient (normal for the season)	not sufficient (below normal)	no response	balance	change of balance over III quarter 2019, pp
		2	60	38	0	-36	-1
	How do you assess your current export order-books (export demand)	more than sufficient (above normal)	sufficient (normal for the season)	not sufficient (below normal)	no export	balance	change of balance over III quarter 2019, pp
		2	30	31	37	-29	-1
	How do you assess your current stocks of finished products	too large (above normal)	adequate (normal for the season)	too small (below normal)	no stocks of finished goods	balance	change of balance over III quarter 2019, pp
		4	65	11	20	-7	0
	How do you expect to change over October-December 2019:	increase	remain unchanged	decrease	no response	balance	change of balance over III quarter 2019, pp
	production	28	50	22	0	6	-15
	selling prices for the products	23	73	4	0	19	-1
	employment	11	74	15	0	-4	-4

Continued

Manufacturing (section C of KVED-2010)	How do you expect to change export orders (export demand) over October-December 2019	increase	remain unchanged	decrease	no export	balance	change of balance over III quarter 2019, pp
		13	39	11	37	2	-7
	How do you assess your current production capacity, considering your current order books and the expected change in demand over October-December 2019	more than sufficient	sufficient	not sufficient	no response	balance	change of balance over III quarter 2019, pp
		12	78	10	0	2	0
	How did change competitive position on the domestic market in July-September 2019	improved	remained unchanged	deterio- rated	no response	balance	change of balance over III quarter 2019, pp
		7	84	9	0	-2	1
	How did change competitive position on foreign markets in July-September 2019:	improved	remained unchanged	deterio- rated	no export	balance	change of balance over III quarter 2019, pp
		inside the EU	4	48	6	42	-2
	outside the EU	4	48	6	42	-2	0

Electricity, gas, steam and air conditioning supply (section D, except classes 35.14, 35.23 of KVED-2010)	Results of the survey of 125 enterprises							
	How did change in July-September 2019:	increased	remain unchanged	decreased	no response	balance	change of balance over III quarter 2019, pp	
		production	15	45	39	1	-24	29
		total order-books (demand)	14	55	30	1	-16	32
	How do you assess your current overall order-books (demand)	more than sufficient (above normal)	sufficient (normal for the season)	not sufficient (below normal)	no response	balance	change of balance over III quarter 2019, pp	
		0	77	22	1	-22	5	
	How do you assess your current export order-books (export demand)	more than sufficient (above normal)	sufficient (normal for the season)	not sufficient (below normal)	no export	balance	change of balance over III quarter 2019, pp	
		0	2	0	98	0	1	
	How do you assess your current stocks of finished products	too large (above normal)	adequate (normal for the season)	too small (below normal)	no stocks of finished goods	balance	change of balance over III quarter 2019, pp	
		1	17	2	80	-1	-1	

Continued

<i>Electricity, gas, steam and air conditioning supply (section D, except classes 35.14, 35.23 of KVED-2010)</i>	How do you expect to change over October-December 2019:	increase	remain unchanged	decrease	no response	balance	<i>change of balance over III quarter 2019, pp</i>
	production	70	23	6	1	64	81
	selling prices for the products	32	58	9	1	23	9
	employment	34	58	8	0	26	37
	How do you expect to change export orders (export demand) over October-December 2019	increase	remain unchanged	decrease	no export	balance	<i>change of balance over III quarter 2019, pp</i>
		1	1	0	98	1	0
	How do you assess your current production capacity, considering your current order books and the expected change in demand over October-December 2019	more than sufficient	sufficient	not sufficient	no response	balance	<i>change of balance over III quarter 2019, pp</i>
		10	82	6	2	4	-2
	How did change competitive position on the domestic market in July-September 2019	improved	remained unchanged	deteriorated	no response	balance	<i>change of balance over III quarter 2019, pp</i>
		2	94	3	1	-1	3
	How did change competitive position on foreign markets in July-September 2019:	improved	remained unchanged	deteriorated	no export	balance	<i>change of balance over III quarter 2019, pp</i>
	inside the EU	0	3	0	97	0	0
	outside the EU	0	2	0	98	0	0

<i>Water supply, sewerage, waste management and remediation activities (section E of KVED-2010)</i>	<i>Results of the survey of 93 enterprises</i>						
	How did change in July-September 2019:	increased	remain unchanged	decreased	no response	balance	<i>change of balance over III quarter 2019, pp</i>
	production	23	57	19	1	4	-2
	total order-books (demand)	19	65	16	0	3	-3
	How do you assess your current overall order-books (demand)	more than sufficient (above normal)	sufficient (normal for the season)	not sufficient (below normal)	no response	balance	<i>change of balance over III quarter 2019, pp</i>
		0	75	25	0	-25	-7
	How do you assess your current export order-books (export demand)	more than sufficient (above normal)	sufficient (normal for the season)	not sufficient (below normal)	no export	balance	<i>change of balance over III quarter 2019, pp</i>
		0	1	0	99	0	0

<i>Water supply, sewerage, waste management and remediation activities (section E of KVED-2010)</i>	How do you assess your current stocks of finished products	too large (above normal)	adequate (normal for the season)	too small (below normal)	no stocks of finished goods	balance	<i>change of balance over III quarter 2019, pp</i>
		1	35	3	61	-2	1
	How do you expect to change over October-December 2019:	increase	remain unchanged	decrease	no response	balance	<i>change of balance over III quarter 2019, pp</i>
	production	19	63	18	0	1	-9
	selling prices for the products	30	67	3	0	27	-3
	employment	6	82	12	0	-6	-7
	How do you expect to change export orders (export demand) over October-December 2019	increase	remain unchanged	decrease	no export	balance	<i>change of balance over III quarter 2019, pp</i>
		0	3	0	97	0	0
	How do you assess your current production capacity, considering your current order books and the expected change in demand over October-December 2019	more than sufficient	sufficient	not sufficient	no response	balance	<i>change of balance over III quarter 2019, pp</i>
		13	71	16	0	-3	1
	How did change competitive position on the domestic market in July-September 2019	improved	remained unchanged	deteriorated	no response	balance	<i>change of balance over III quarter 2019, pp</i>
		5	92	2	1	3	1
	How did change competitive position on foreign markets in July-September 2019:	improved	remained unchanged	deteriorated	no export	balance	<i>change of balance over III quarter 2019, pp</i>
	inside the EU	0	1	0	99	0	0
	outside the EU	0	2	0	98	0	0