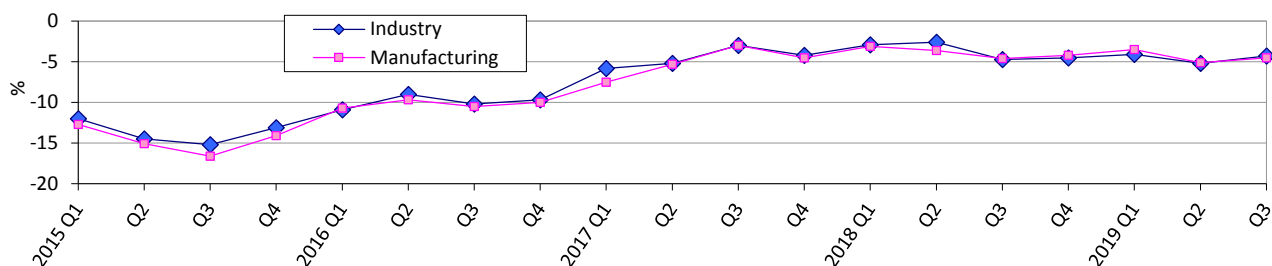
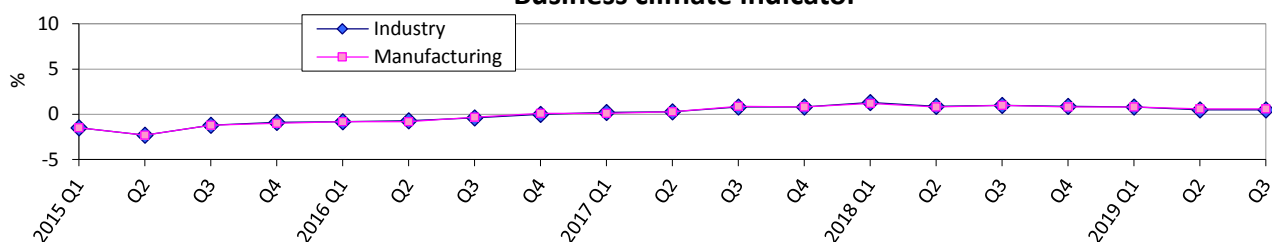


Expectations of industrial enterprises in III quarter 2019 regarding the development of their business activity

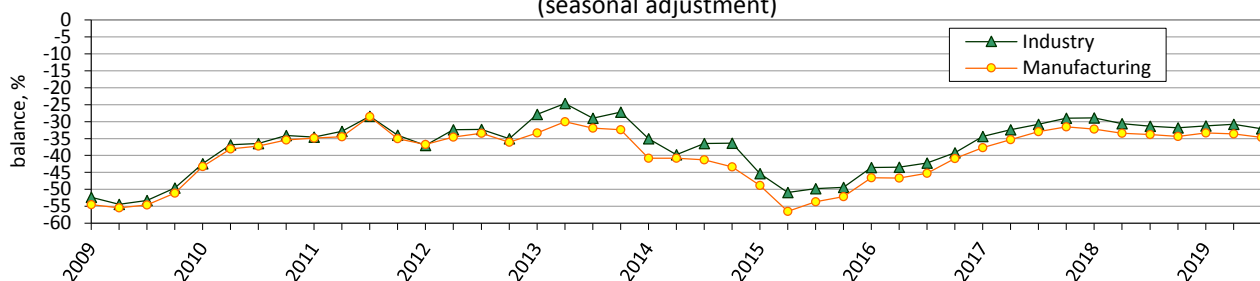
Industrial confidence indicator¹



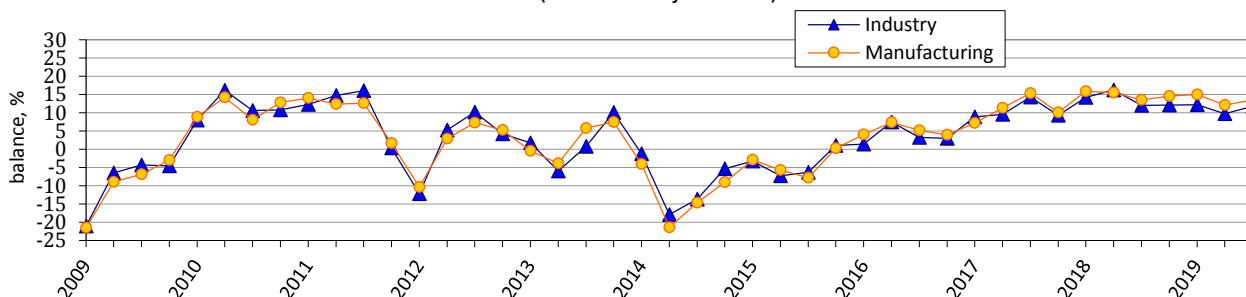
Business climate indicator¹



Assessment of current order-books (demand) on the industrial production (seasonal adjustment)



Expected changes of industrial production (seasonal adjustment)

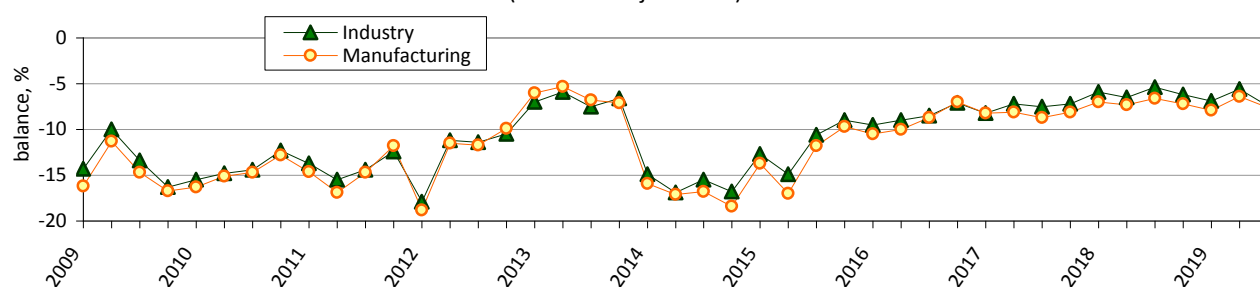


Note. Data for 2014-2019 exclude the temporarily occupied territory of the Autonomous Republic of Crimea, the city of Sevastopol and a part of temporarily occupied territories in the Donetsk and Luhansk regions.

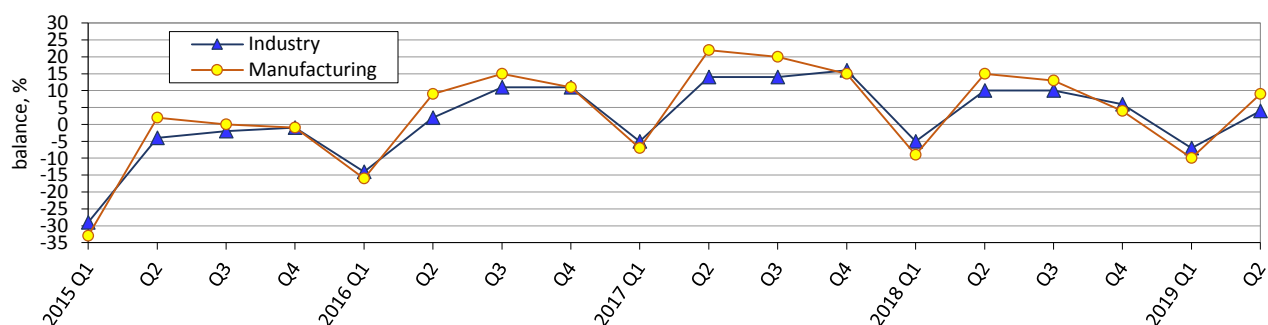
¹ The indicator is calculated by the method of calculation of indicators of business expectations, approved by order of the SSSU of 30 December, 2014 No 411 (with changes).

Assessment of current stock of finished products in industry

(seasonal adjustment)

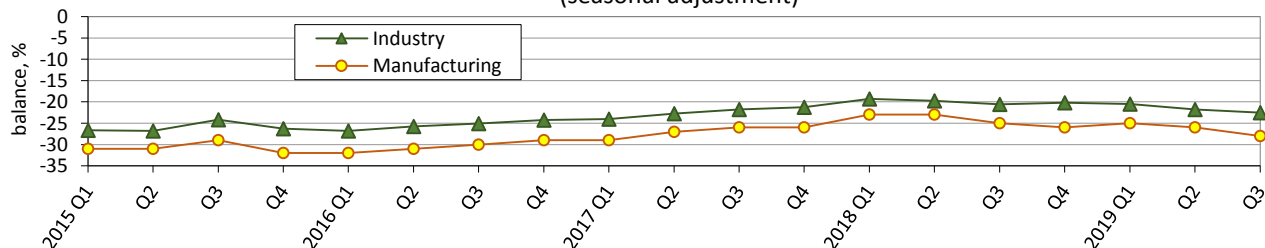


Assessment of industrial production in the past 3 months



Assessment of current export order-books (export demand) on the industrial production

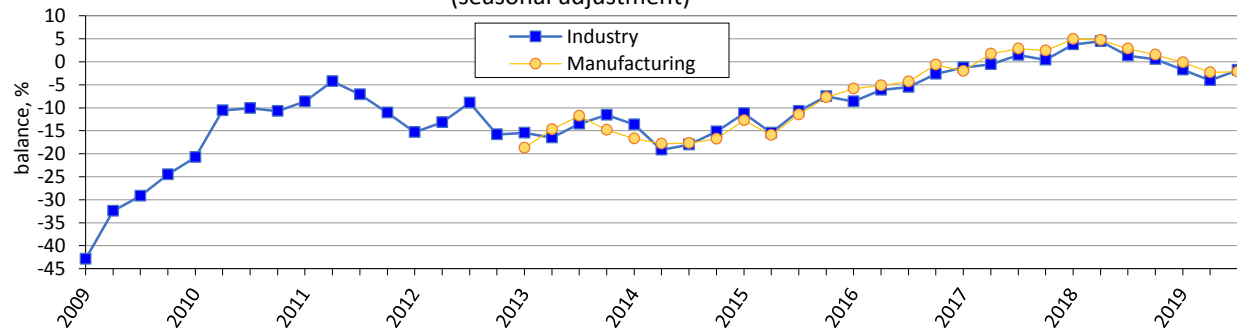
(seasonal adjustment)



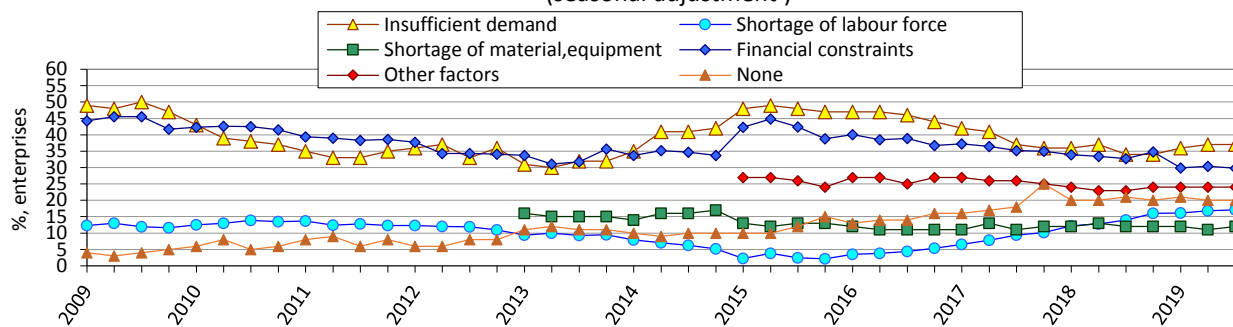
Expected changes in selling prices for the products of industry



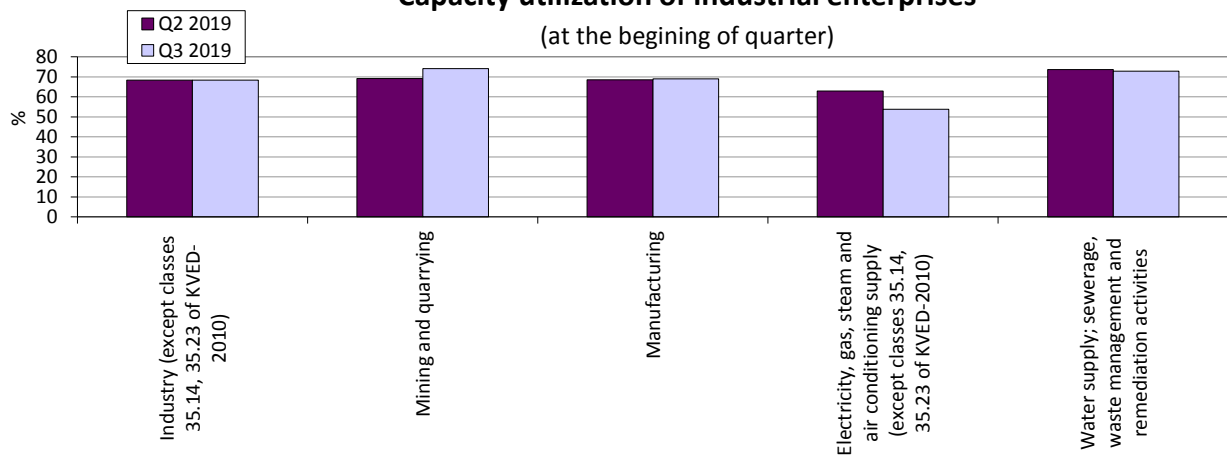
Expected changes in employment at industrial enterprises (seasonal adjustment)



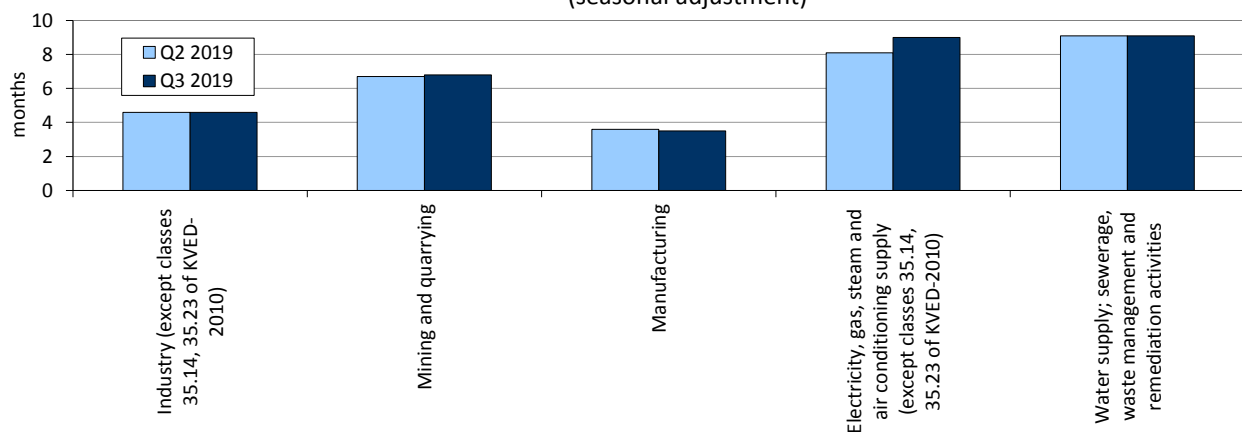
Factors limiting production (seasonal adjustment)



Capacity utilization of industrial enterprises (at the beginning of quarter)



Availability of orders to industrial enterprises (seasonal adjustment)



Results of the survey of industry enterprises in July 2019

(per cent of the total number of surveyed enterprises)

Industry (sections B-E except classes 35.14, 35.23 of KVED-2010)	Results of the survey of 1500 enterprises						
	How did change in April-June 2019:	increased	remain unchanged	decreased	no response	balance	change of balance over II quarter 2019, pp
	production	33	38	29	0	4	11
	total order-books (demand)	29	42	29	0	0	10
	How do you assess your current overall order-books (demand)	more than sufficient (above normal)	sufficient (normal for the season)	not sufficient (below normal)	no response	balance	change of balance over II quarter 2019, pp
		1	65	34	0	-33	-1
	How do you assess your current export order-books (export demand)	more than sufficient (above normal)	sufficient (normal for the season)	not sufficient (below normal)	no export	balance	change of balance over II quarter 2019, pp
		1	28	24	47	-23	-2
	How do you assess your current stocks of finished products	too large (above normal)	adequate (normal for the season)	too small (below normal)	no stocks of finished goods	balance	change of balance over II quarter 2019, pp
		3	60	10	27	-7	-2
	How do you expect to change over July-September 2019:	increase	remain unchanged	decrease	no response	balance	change of balance over II quarter 2019, pp
	production	32	54	14	0	18	-2
	selling prices for the products	23	73	4	0	19	-7
	employment	12	76	12	0	0	3
	How do you expect to change export orders (export demand) over July-September 2019	increase	remain unchanged	decrease	no export	balance	change of balance over II quarter 2019, pp
		12	36	5	47	7	-1
	How do you assess your current production capacity, considering your current order books and the expected change in demand over July-September 2019	more than sufficient	sufficient	not sufficient	no response	balance	change of balance over II quarter 2019, pp
		11	80	9	0	2	-1

Industry (sections B-E except classes 35.14, 35.23 of KVED-2010)	How did change competitive position on the domestic market in April-June 2019	improved	remained unchanged	deterio- rated	no response	balance	change of balance over II quarter 2019, pp
		6	85	9	0	-3	0
	How did change competitive position on foreign markets in April-June 2019:	improved	remained unchanged	deterio- rated	no export	balance	change of balance over II quarter 2019, pp
	inside the EU	3	41	4	52	-1	-1
	outside the EU	3	41	5	51	-2	0

Mining and quarrying (section B of KVED-2010)	Results of the survey of 83 enterprises						
	How did change in April-June 2019:	increased	remain unchanged	decreased	no response	balance	change of balance over II quarter 2019, pp
	production	41	32	27	0	14	30
	total order-books (demand)	22	55	23	0	-1	10
	How do you assess your current overall order-books (demand)	more than sufficient (above normal)	sufficient (normal for the season)	not sufficient (below normal)	no response	balance	change of balance over II quarter 2019, pp
		1	70	29	0	-28	-6
	How do you assess your current export order-books (export demand)	more than sufficient (above normal)	sufficient (normal for the season)	not sufficient (below normal)	no export	balance	change of balance over II quarter 2019, pp
		0	25	12	63	-12	-4
	How do you assess your current stocks of finished products	too large (above normal)	adequate (normal for the season)	too small (below normal)	no stocks of finished goods	balance	change of balance over II quarter 2019, pp
		2	65	12	21	-10	-8
	How do you expect to change over July-September 2019:	increase	remain unchanged	decrease	no response	balance	change of balance over II quarter 2019, pp
	production	29	65	6	0	23	-6
	selling prices for the products	13	81	6	0	7	-16
	employment	6	84	10	0	-4	-4
	How do you expect to change export orders (export demand) over July-September 2019	increase	remain unchanged	decrease	no export	balance	change of balance over II quarter 2019, pp
		5	34	1	60	4	-6

Continued

Mining and quarrying (section B of KVED-2010)	How do you assess your current production capacity, considering your current order books and the expected change in demand over July-September 2019	more than sufficient	sufficient	not sufficient	no response	balance	change of balance over II quarter 2019, pp
		7	81	12	0	-5	1
	How did change competitive position on the domestic market in April-June 2019	improved	remained unchanged	deterio-rated	no response	balance	change of balance over II quarter 2019, pp
		7	88	5	0	2	4
	How did change competitive position on foreign markets in April-June 2019:	improved	remained unchanged	deterio-rated	no export	balance	change of balance over II quarter 2019, pp
		inside the EU	1	28	5	66	-4
	outside the EU	1	32	2	65	-1	0

Manufacturing (section C of KVED-2010)	Results of the survey of 1196 enterprises						
	How did change in April-June 2019:	increased	remain unchanged	decreased	no response	balance	change of balance over II quarter 2019, pp
	production	36	37	27	0	9	19
	total order-books (demand)	32	41	27	0	5	16
	How do you assess your current overall order-books (demand)	more than sufficient (above normal)	sufficient (normal for the season)	not sufficient (below normal)	no response	balance	change of balance over II quarter 2019, pp
		1	63	36	0	-35	0
	How do you assess your current export order-books (export demand)	more than sufficient (above normal)	sufficient (normal for the season)	not sufficient (below normal)	no export	balance	change of balance over II quarter 2019, pp
		1	34	29	36	-28	-2
	How do you assess your current stocks of finished products	too large (above normal)	adequate (normal for the season)	too small (below normal)	no stocks of finished goods	balance	change of balance over II quarter 2019, pp
		4	66	11	19	-7	-1
	How do you expect to change over July-September 2019:	increase	remain unchanged	decrease	no response	balance	change of balance over II quarter 2019, pp
	production	34	53	13	0	21	-6
	selling prices for the products	23	74	3	0	20	-6
	employment	12	76	12	0	0	-1

Continued

Manufacturing (section C of KVED-2010)	How do you expect to change export orders (export demand) over July-September 2019	increase	remain unchanged	decrease	no export	balance	change of balance over II quarter 2019, pp
		15	43	6	36	9	-1
	How do you assess your current production capacity, considering your current order books and the expected change in demand over July-September 2019	more than sufficient	sufficient	not sufficient	no response	balance	change of balance over II quarter 2019, pp
		11	80	9	0	2	-1
	How did change competitive position on the domestic market in April-June 2019	improved	remained unchanged	deterio- rated	no response	balance	change of balance over II quarter 2019, pp
		7	83	10	0	-3	1
	How did change competitive position on foreign markets in April-June 2019:	improved	remained unchanged	deterio- rated	no export	balance	change of balance over II quarter 2019, pp
		inside the EU	4	48	5	43	-1
	outside the EU	4	49	6	41	-2	0

Electricity, gas, steam and air conditioning supply (section D, except classes 35.14, 35.23 of KVED-2010)	Results of the survey of 126 enterprises							
	How did change in April-June 2019:	increased	remain unchanged	decreased	no response	balance	change of balance over II quarter 2019, pp	
		production	10	26	63	1	-53	-64
		total order-books (demand)	7	37	55	1	-48	-49
	How do you assess your current overall order-books (demand)	more than sufficient (above normal)	sufficient (normal for the season)	not sufficient (below normal)	no response	balance	change of balance over II quarter 2019, pp	
		1	69	28	2	-27	-8	
	How do you assess your current export order-books (export demand)	more than sufficient (above normal)	sufficient (normal for the season)	not sufficient (below normal)	no export	balance	change of balance over II quarter 2019, pp	
		0	2	1	97	-1	0	
	How do you assess your current stocks of finished products	too large (above normal)	adequate (normal for the season)	too small (below normal)	no stocks of finished goods	balance	change of balance over II quarter 2019, pp	
		1	15	1	83	0	1	

Continued

<i>Electricity, gas, steam and air conditioning supply (section D, except classes 35.14, 35.23 of KVED-2010)</i>	How do you expect to change over July-September 2019:	increase	remain unchanged	decrease	no response	balance	<i>change of balance over II quarter 2019, pp</i>
	production	20	42	37	1	-17	38
	selling prices for the products	25	62	11	2	14	-5
	employment	6	77	17	0	-11	36
	How do you expect to change export orders (export demand) over July-September 2019	increase	remain unchanged	decrease	no export	balance	<i>change of balance over II quarter 2019, pp</i>
		1	1	0	98	1	1
	How do you assess your current production capacity, considering your current order books and the expected change in demand over July-September 2019	more than sufficient	sufficient	not sufficient	no response	balance	<i>change of balance over II quarter 2019, pp</i>
		12	79	6	3	6	-5
	How did change competitive position on the domestic market in April-June 2019	improved	remained unchanged	deteriorated	no response	balance	<i>change of balance over II quarter 2019, pp</i>
		2	91	6	1	-4	0
	How did change competitive position on foreign markets in April-June 2019:	improved	remained unchanged	deteriorated	no export	balance	<i>change of balance over II quarter 2019, pp</i>
	inside the EU	0	4	0	96	0	1
	outside the EU	0	2	0	98	0	0

<i>Water supply, sewerage, waste management and remediation activities (section E of KVED-2010)</i>	<i>Results of the survey of 95 enterprises</i>						
	How did change in April-June 2019:	increased	remain unchanged	decreased	no response	balance	<i>change of balance over II quarter 2019, pp</i>
	production	27	51	21	1	6	3
	total order-books (demand)	24	58	18	0	6	6
	How do you assess your current overall order-books (demand)	more than sufficient (above normal)	sufficient (normal for the season)	not sufficient (below normal)	no response	balance	<i>change of balance over II quarter 2019, pp</i>
		2	78	20	0	-18	-6
	How do you assess your current export order-books (export demand)	more than sufficient (above normal)	sufficient (normal for the season)	not sufficient (below normal)	no export	balance	<i>change of balance over II quarter 2019, pp</i>
		0	1	0	99	0	0

<i>Water supply, sewerage, waste management and remediation activities (section E of KVED-2010)</i>	How do you assess your current stocks of finished products	too large (above normal)	adequate (normal for the season)	too small (below normal)	no stocks of finished goods	balance	<i>change of balance over II quarter 2019, pp</i>
		1	31	4	64	-3	0
	How do you expect to change over July-September 2019:	increase	remain unchanged	decrease	no response	balance	<i>change of balance over II quarter 2019, pp</i>
	production	23	64	13	0	10	-9
	selling prices for the products	32	66	2	0	30	-8
	employment	12	77	11	0	1	-1
	How do you expect to change export orders (export demand) over July-September 2019	increase	remain unchanged	decrease	no export	balance	<i>change of balance over II quarter 2019, pp</i>
		0	2	0	98	0	0
	How do you assess your current production capacity, considering your current order books and the expected change in demand over July-September 2019	more than sufficient	sufficient	not sufficient	no response	balance	<i>change of balance over II quarter 2019, pp</i>
		13	70	17	0	-4	-6
	How did change competitive position on the domestic market in April-June 2019	improved	remained unchanged	deteriorated	no response	balance	<i>change of balance over II quarter 2019, pp</i>
		5	91	3	1	2	0
	How did change competitive position on foreign markets in April-June 2019:	improved	remained unchanged	deteriorated	no export	balance	<i>change of balance over II quarter 2019, pp</i>
	inside the EU	0	1	0	99	0	0
	outside the EU	0	1	0	99	0	0