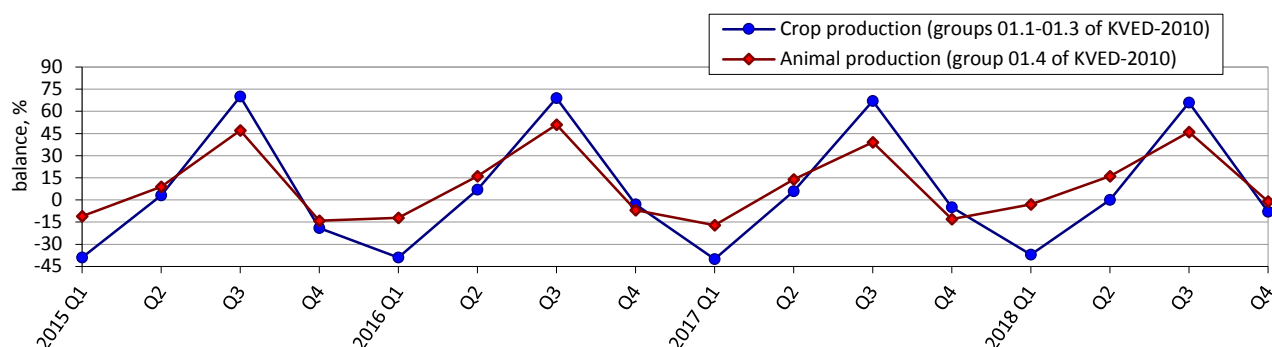
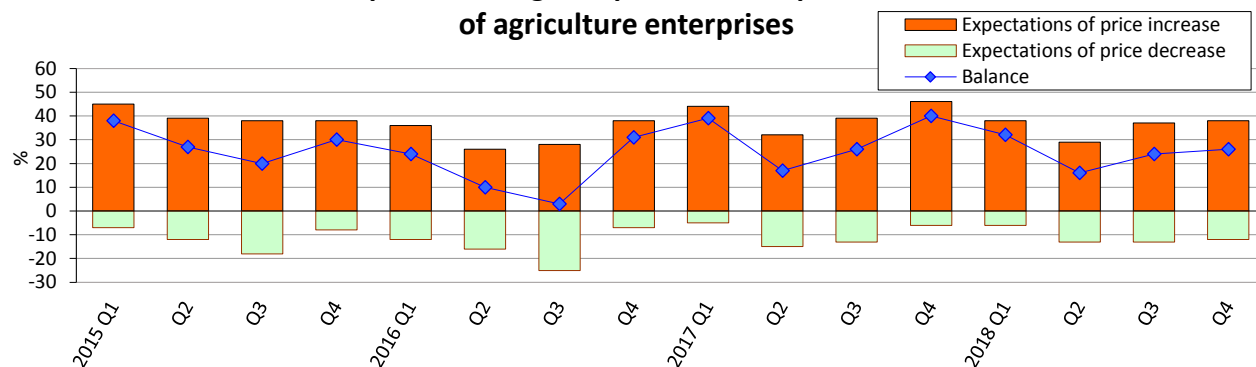


Expectations of agriculture enterprises in IV quarter 2018 regarding the development of their business activity

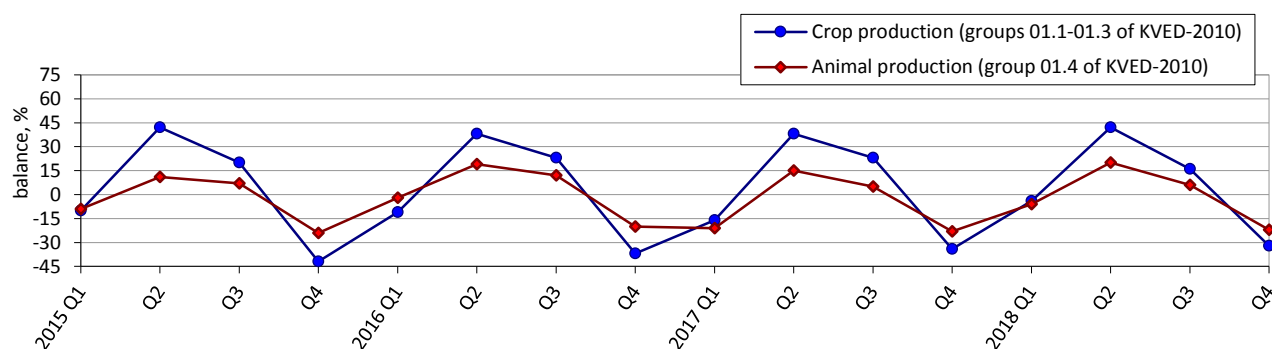
Expected changes of agricultural production



Expected changes in prices for the products of agriculture enterprises



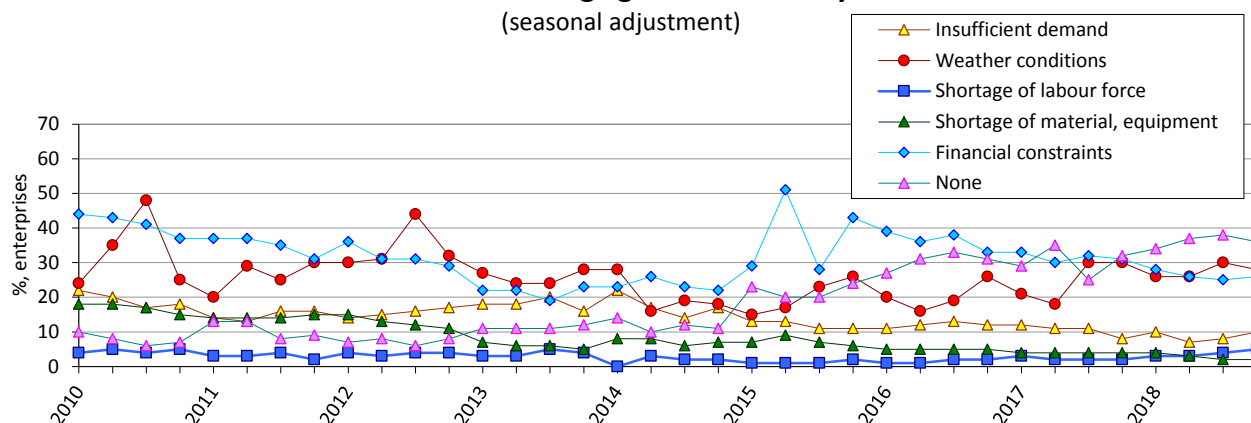
Expected changes in employment at agriculture enterprises



Note. Data for 2014-2018 exclude the temporarily occupied territory of the Autonomous Republic of Crimea, the city of Sevastopol and a part of temporarily occupied territories in the Donetsk and Luhansk regions.

Factors limiting agriculture activity

(seasonal adjustment)



Results of the survey of agriculture enterprises in October 2018

(per cent of the total number of surveyed enterprises)

Agriculture (division 01, except groups 01.6, 01.7 of KVED-2010)	Results of the survey of 852 enterprises						
	How did change production in July-September 2018	increased	remain unchanged	decreased	no response	balance	change of balance over III quarter 2018, pp
		65	24	11	0	54	25
	How did change of turnover on foreign markets in July-September 2018:	increased	remain unchanged	decreased	no export	balance	change of balance over III quarter 2018, pp
		within the EU	14	11	2	73	12
	outside the EU	8	11	2	79	6	4
	How do you assess your current stocks of products intended for realization	too large (above normal)	adequate (normal for the season)	too small (below normal)	no stocks of products intended for realization	balance	change of balance over III quarter 2018, pp
		2	78	11	9	-9	4
	How do you expect to change over October-December 2018:	increase	remain unchanged	decrease	no response	balance	change of balance over III quarter 2018, pp
		production	30	33	36	1	-6
	prices for the products	38	50	12	0	26	2
	employment	5	60	34	1	-29	-42

Crop production (groups 01.1-01.3 of KVED-2010)	Results of the survey of 610 enterprises						
	How did change production in July-September 2018	increased	remain unchanged	decreased	no response	balance	change of balance over III quarter 2018, pp
		72	18	10	0	62	30
	How did change of turnover on foreign markets in July-September 2018:	increased	remain unchanged	decreased	no export	balance	change of balance over III quarter 2018, pp
		within the EU	18	11	3	68	15
	outside the EU	11	11	3	75	8	6
	How do you assess your current stocks of products intended for realization	too large (above normal)	adequate (normal for the season)	too small (below normal)	no stocks of products intended for realization	balance	change of balance over III quarter 2018, pp
		2	80	11	7	-9	5
	How do you expect to change over October-December 2018:	increase	remain unchanged	decrease	no response	balance	change of balance over III quarter 2018, pp
		production	32	28	40	0	-8
	prices for the products	37	52	10	1	27	0
	employment	5	58	37	0	-32	-48

Animal production (group 01.4 of KVED-2010)	Results of the survey of 223 enterprises						
	How did change production in July-September 2018	increased	remain unchanged	decreased	no response	balance	change of balance over III quarter 2018, pp
		48	37	14	1	34	14
	How did change of turnover on foreign markets in July-September 2018:	increased	remain unchanged	decreased	no export	balance	change of balance over III quarter 2018, pp
		within the EU	4	10	2	84	2
	outside the EU	2	9	0	89	2	-1
	How do you assess your current stocks of products intended for realization	too large (above normal)	adequate (normal for the season)	too small (below normal)	no stocks of products intended for realization	balance	change of balance over III quarter 2018, pp
		1	76	9	14	-8	4

<i>Animal production (group 01.4 of KVED-2010)</i>	How do you expect to change over October-December 2018:	increase	remain unchanged	decrease	no response	balance	<i>change of balance over III quarter 2018, pp</i>
	production	27	43	28	2	-1	-47
	prices for the products	38	45	16	1	22	7
	employment	5	67	27	1	-22	-28