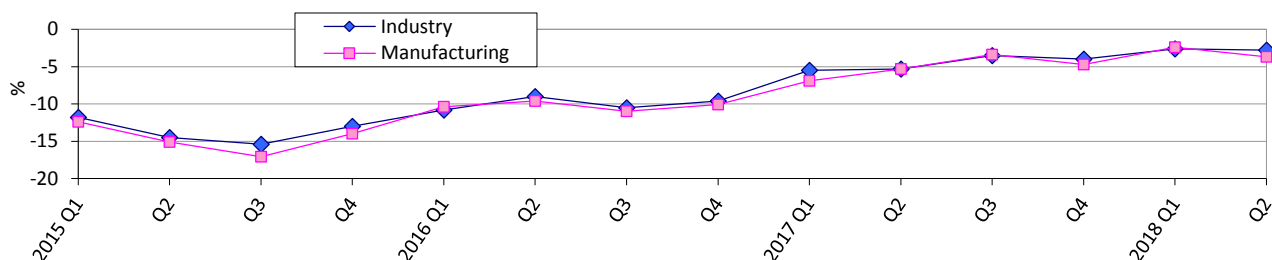
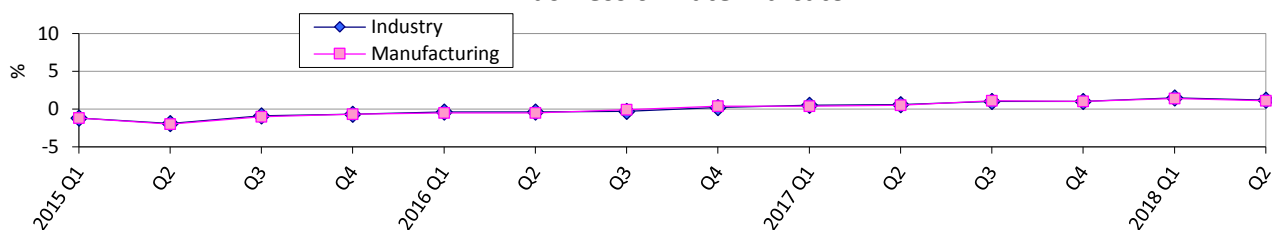


Expectations of industrial enterprises in II quarter 2018¹ regarding the development of their business activity

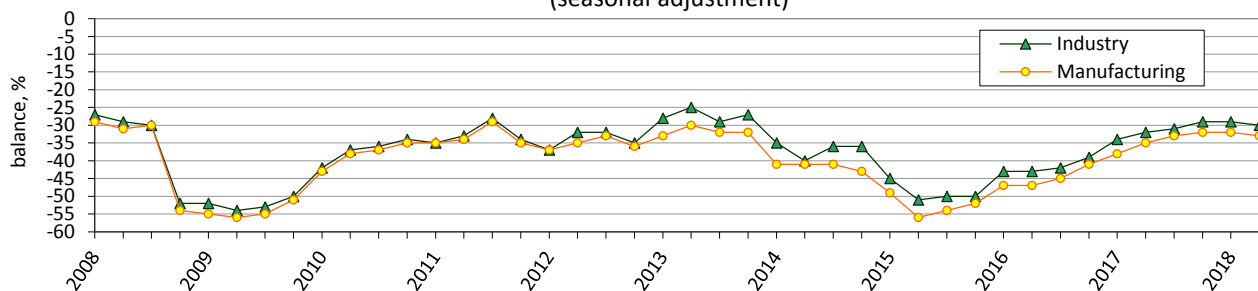
Industrial confidence indicator²



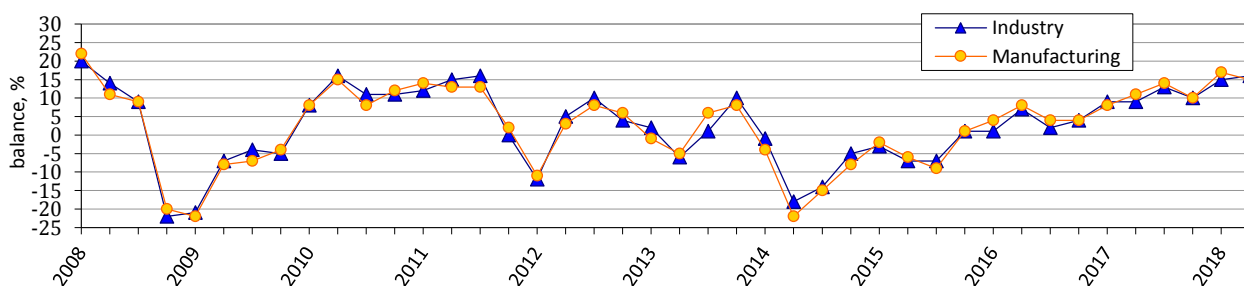
Business climate indicator²



Assessment of current order-books (demand) on the industrial production (seasonal adjustment)

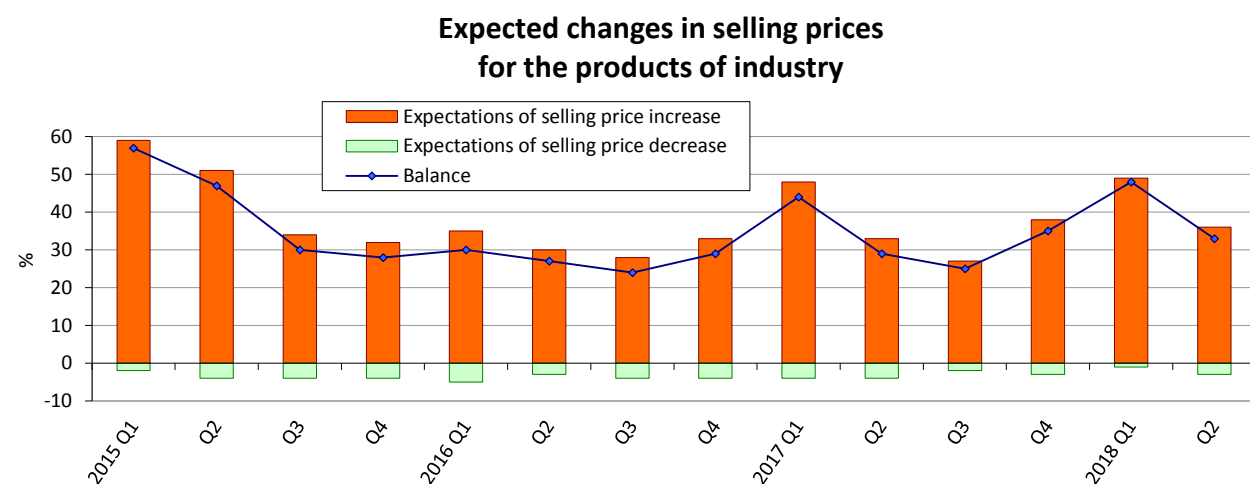
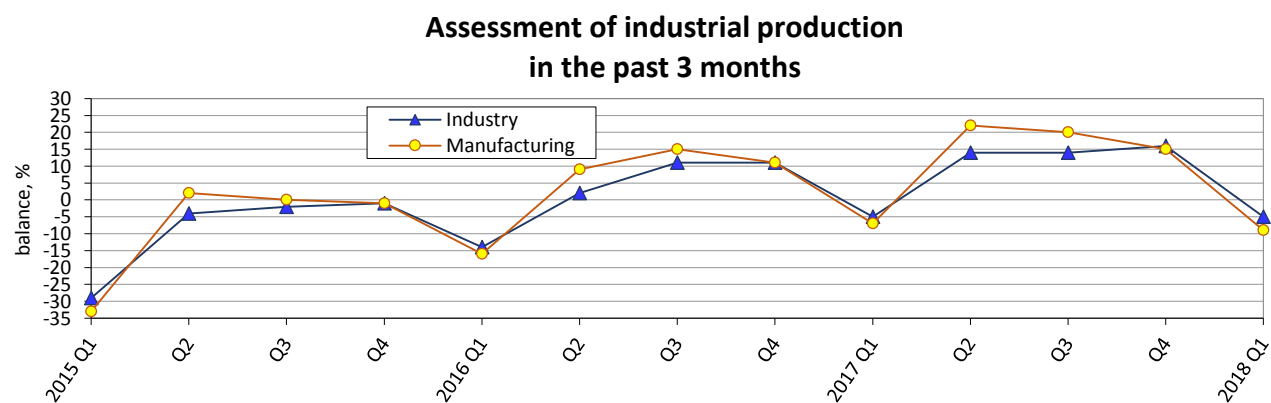
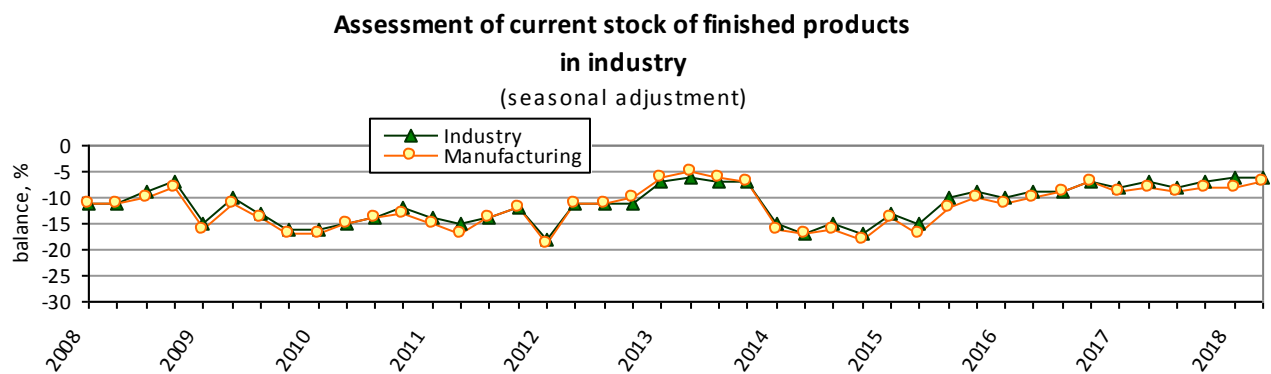


Expected changes of industrial production (seasonal adjustment)

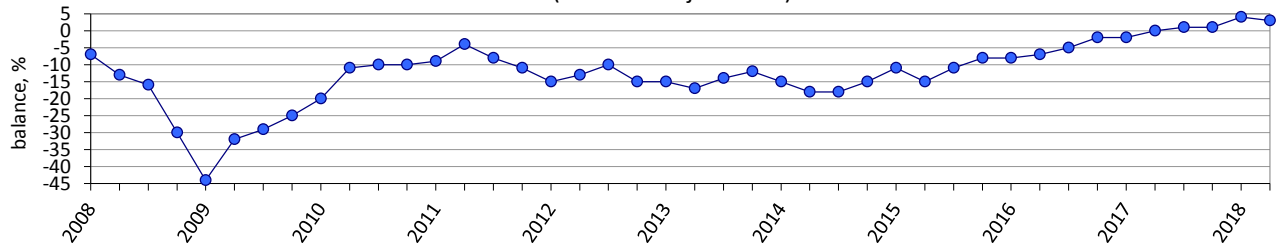


¹ Excluding the temporarily occupied territories of the Autonomous Republic of Crimea and the city of Sevastopol, from 2014 also excluding a part of temporarily occupied territories in the Donetsk and Luhansk regions.

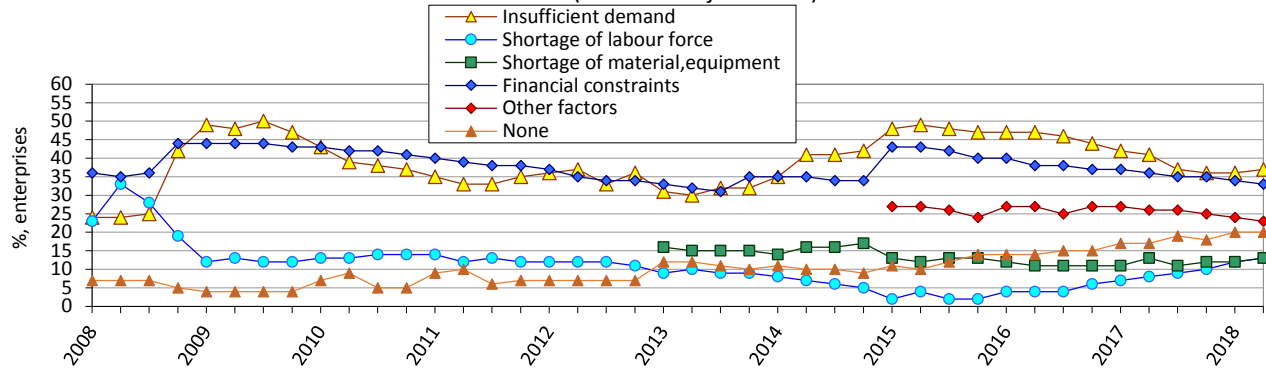
² The indicator is calculated by the method of calculation of indicators of business expectations in accordance with the requirements of the Special Data Dissemination Standard Plus of the International Monetary Fund, approved by order of the SSSU of 30 December, 2014 No 411 (in the wording of the order of the SSSU of December 7, 2017 No 319).



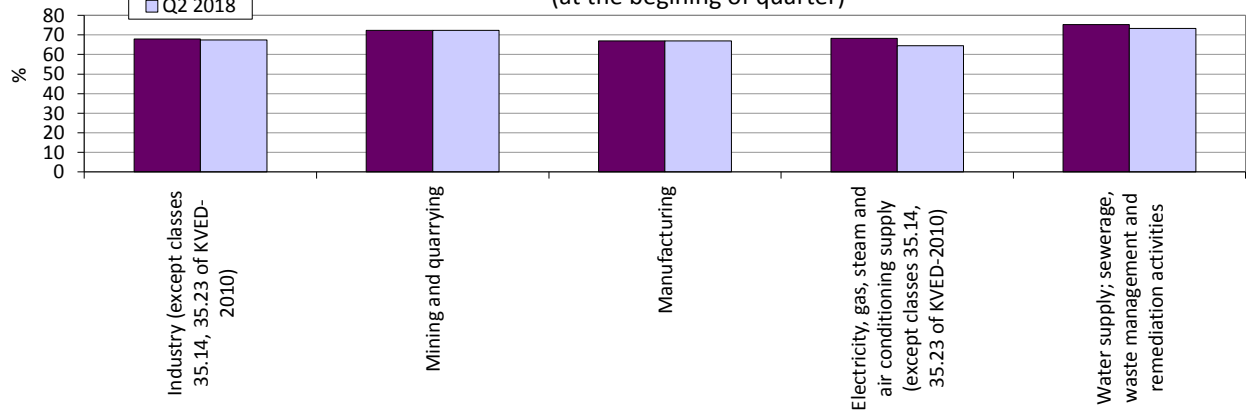
Expected changes in employment at industrial enterprises (seasonal adjustment)



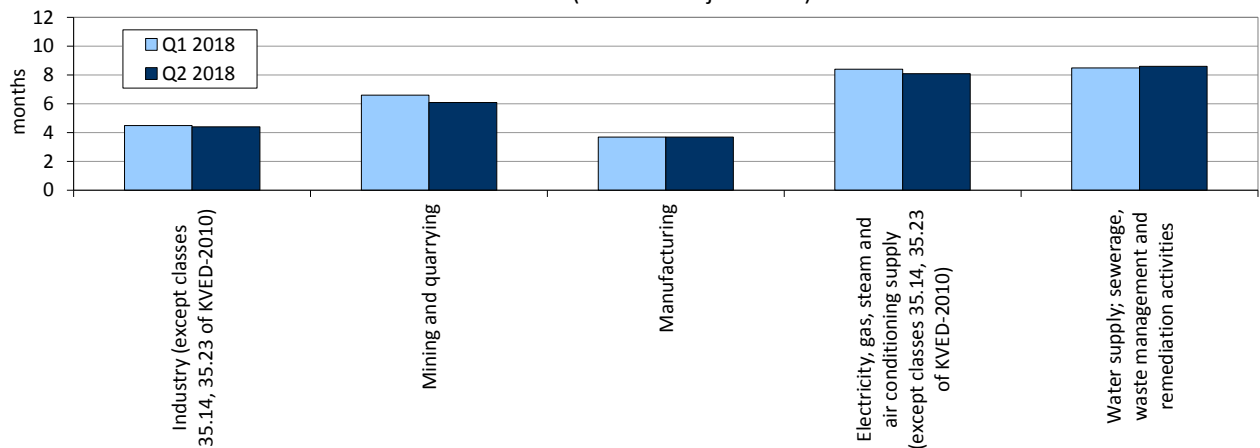
Factors limiting production (seasonal adjustment)



Capacity utilization of industrial enterprises (at the beginning of quarter)



Availability of orders to industrial enterprises (seasonal adjustment)



Results of the survey of industry enterprises in April 2018

(per cent of the total number of surveyed enterprises)

Industry (sections B-E except classes 35.14, 35.23 of KVED-2010)	Results of the survey of 1538 enterprises						
	How did change in January-March 2018:	increased	remain unchanged	decreased	no response	balance	change of balance over I quarter 2018, pp
	production	27	41	32	0	-5	-21
	total order-books (demand)	21	49	30	0	-9	-15
	How do you assess your current overall order-books (demand)	more than sufficient (above normal)	sufficient (normal for the season)	not sufficient (below normal)	no response	balance	change of balance over I quarter 2018, pp
		1	64	33	2	-32	-4
	How do you assess your current export order-books (export demand)	more than sufficient (above normal)	sufficient (normal for the season)	not sufficient (below normal)	no export	balance	change of balance over I quarter 2018, pp
		1	30	20	49	-19	0
	How do you assess your current stocks of finished products	too large (above normal)	adequate (normal for the season)	too small (below normal)	no stocks of finished goods	balance	change of balance over I quarter 2018, pp
		2	61	8	29	-6	0
	How do you expect to change over April-June 2018:	increase	remain unchanged	decrease	no response	balance	change of balance over I quarter 2018, pp
		39	45	15	1	24	20
	selling prices for the products	36	61	3	0	33	-15
	employment	16	72	12	0	4	1
	How do you expect to change export orders (export demand) over April-June 2018	increase	remain unchanged	decrease	no export	balance	change of balance over I quarter 2018, pp
		14	33	5	48	9	7
	How do you assess your current production capacity, considering your current order books and the expected change in demand over April-June 2018	more than sufficient	sufficient	not sufficient	no response	balance	change of balance over I quarter 2018, pp
		12	79	7	2	5	0

Continued

Industry (sections B-E except classes 35.14, 35.23 of KVED-2010)	How did change competitive position on the domestic market in January-March 2018	improved	remained unchanged	deterio- rated	no response	balance	change of balance over I quarter 2018, pp
		5	86	8	1	-3	-2
	How did change competitive position on foreign markets in January-March 2018:	improved	remained unchanged	deterio- rated	no export	balance	change of balance over I quarter 2018, pp
	inside the EU	4	37	4	55	0	2
	outside the EU	4	38	4	55	-1	0

Mining and quarrying (section B of KVED-2010)	Results of the survey of 89 enterprises						
	How did change in January-March 2018:	increased	remain unchanged	decreased	no response	balance	change of balance over I quarter 2018, pp
	production	26	50	24	0	2	2
	total order-books (demand)	19	63	17	1	2	8
	How do you assess your current overall order-books (demand)	more than sufficient (above normal)	sufficient (normal for the season)	not sufficient (below normal)	no response	balance	change of balance over I quarter 2018, pp
		2	65	31	2	-29	-10
	How do you assess your current export order-books (export demand)	more than sufficient (above normal)	sufficient (normal for the season)	not sufficient (below normal)	no export	balance	change of balance over I quarter 2018, pp
		2	26	10	62	-8	0
	How do you assess your current stocks of finished products	too large (above normal)	adequate (normal for the season)	too small (below normal)	no stocks of finished goods	balance	change of balance over I quarter 2018, pp
		6	60	9	25	-3	7
	How do you expect to change over April-June 2018:	increase	remain unchanged	decrease	no response	balance	change of balance over I quarter 2018, pp
	production	42	45	11	2	31	21
	selling prices for the products	31	54	12	3	19	-16
	employment	9	82	7	2	2	4
	How do you expect to change export orders (export demand) over April-June 2018	increase	remain unchanged	decrease	no export	balance	change of balance over I quarter 2018, pp
		7	35	1	57	6	9

Continued

Mining and quarrying (section B of KVED-2010)	How do you assess your current production capacity, considering your current order books and the expected change in demand over April-June 2018	more than sufficient	sufficient	not sufficient	no response	balance	change of balance over 1 quarter 2018, pp
		6	76	16	2	-10	-3
	How did change competitive position on the domestic market in January-March 2018	improved	remained unchanged	deterio-rated	no response	balance	change of balance over 1 quarter 2018, pp
		3	88	9	0	-6	0
	How did change competitive position on foreign markets in January-March 2018:	improved	remained unchanged	deterio-rated	no export	balance	change of balance over 1 quarter 2018, pp
		inside the EU	1	33	2	64	-1
	outside the EU	2	31	2	65	0	0

Manufacturing (section C of KVED-2010)	Results of the survey of 1227 enterprises						
	How did change in January-March 2018:	increased	remain unchanged	decreased	no response	balance	change of balance over 1 quarter 2018, pp
	production	26	39	35	0	-9	-24
	total order-books (demand)	20	46	33	1	-13	-18
	How do you assess your current overall order-books (demand)	more than sufficient (above normal)	sufficient (normal for the season)	not sufficient (below normal)	no response	balance	change of balance over 1 quarter 2018, pp
		1	62	36	1	-35	-4
	How do you assess your current export order-books (export demand)	more than sufficient (above normal)	sufficient (normal for the season)	not sufficient (below normal)	no export	balance	change of balance over 1 quarter 2018, pp
		1	35	24	40	-23	0
	How do you assess your current stocks of finished products	too large (above normal)	adequate (normal for the season)	too small (below normal)	no stocks of finished goods	balance	change of balance over 1 quarter 2018, pp
		3	67	10	20	-7	0
	How do you expect to change over April-June 2018:	increase	remain unchanged	decrease	no response	balance	change of balance over 1 quarter 2018, pp
	production	42	46	11	1	31	30
	selling prices for the products	35	62	2	1	33	-16
	employment	17	73	9	1	8	5

Continued

Manufacturing (section C of KVED-2010)	How do you expect to change export orders (export demand) over April-June 2018	increase	remain unchanged	decrease	no export	balance	change of balance over I quarter 2018, pp
		17	38	6	39	11	9
	How do you assess your current production capacity, considering your current order books and the expected change in demand over April-June 2018	more than sufficient	sufficient	not sufficient	no response	balance	change of balance over I quarter 2018, pp
		13	80	6	1	7	1
	How did change competitive position on the domestic market in January-March 2018	improved	remained unchanged	deterio- rated	no response	balance	change of balance over I quarter 2018, pp
		6	85	8	1	-2	-1
	How did change competitive position on foreign markets in January-March 2018:	improved	remained unchanged	deterio- rated	no export	balance	change of balance over I quarter 2018, pp
		inside the EU	5	44	5	46	0
	outside the EU	4	44	5	47	-1	1

Electricity, gas, steam and air conditioning supply (section D, except classes 35.14, 35.23 of KVED-2010)	Results of the survey of 118 enterprises							
	How did change in January-March 2018:	increased	remain unchanged	decreased	no response	balance	change of balance over I quarter 2018, pp	
		production	51	34	14	1	37	-22
		total order-books (demand)	34	50	14	2	20	-12
	How do you assess your current overall order-books (demand)	more than sufficient (above normal)	sufficient (normal for the season)	not sufficient (below normal)	no response	balance	change of balance over I quarter 2018, pp	
		0	76	23	1	-23	-5	
	How do you assess your current export order-books (export demand)	more than sufficient (above normal)	sufficient (normal for the season)	not sufficient (below normal)	no export	balance	change of balance over I quarter 2018, pp	
		0	2	0	98	0	1	
	How do you assess your current stocks of finished products	too large (above normal)	adequate (normal for the season)	too small (below normal)	no stocks of finished goods	balance	change of balance over I quarter 2018, pp	
		0	15	0	85	0	0	

Continued

<i>Electricity, gas, steam and air conditioning supply (section D, except classes 35.14, 35.23 of KVED-2010)</i>	How do you expect to change over April-June 2018:	increase	remain unchanged	decrease	no response	balance	<i>change of balance over 1 quarter 2018, pp</i>
	production	11	22	64	3	-53	-75
	selling prices for the products	37	59	2	2	35	-10
	employment	2	52	46	0	-44	-36
	How do you expect to change export orders (export demand) over April-June 2018	increase	remain unchanged	decrease	no export	balance	<i>change of balance over 1 quarter 2018, pp</i>
		0	0	1	99	-1	-1
	How do you assess your current production capacity, considering your current order books and the expected change in demand over April-June 2018	more than sufficient	sufficient	not sufficient	no response	balance	<i>change of balance over 1 quarter 2018, pp</i>
		15	78	5	2	10	0
	How did change competitive position on the domestic market in January-March 2018	improved	remained unchanged	deteriorated	no response	balance	<i>change of balance over 1 quarter 2018, pp</i>
		0	91	7	2	-7	-6
	How did change competitive position on foreign markets in January-March 2018:	improved	remained unchanged	deteriorated	no export	balance	<i>change of balance over 1 quarter 2018, pp</i>
	inside the EU	1	0	0	99	1	2
	outside the EU	0	0	0	100	0	0

<i>Water supply, sewerage, waste management and remediation activities (section E of KVED-2010)</i>	<i>Results of the survey of 104 enterprises</i>						
	How did change in January-March 2018:	increased	remain unchanged	decreased	no response	balance	<i>change of balance over 1 quarter 2018, pp</i>
	production	15	62	23	0	-8	-7
	total order-books (demand)	11	65	23	1	-12	-10
	How do you assess your current overall order-books (demand)	more than sufficient (above normal)	sufficient (normal for the season)	not sufficient (below normal)	no response	balance	<i>change of balance over 1 quarter 2018, pp</i>
		1	80	19	0	-18	-3
	How do you assess your current export order-books (export demand)	more than sufficient (above normal)	sufficient (normal for the season)	not sufficient (below normal)	no export	balance	<i>change of balance over 1 quarter 2018, pp</i>
		0	2	2	96	-2	-2

<i>Water supply, sewerage, waste management and remediation activities (section E of KVED-2010)</i>	How do you assess your current stocks of finished products	too large (above normal)	adequate (normal for the season)	too small (below normal)	no stocks of finished goods	balance	<i>change of balance over 1 quarter 2018, pp</i>
		1	38	2	59	-1	3
	How do you expect to change over April-June 2018:	increase	remain unchanged	decrease	no response	balance	<i>change of balance over 1 quarter 2018, pp</i>
	production	31	62	7	0	24	18
	selling prices for the products	35	63	2	0	33	-15
	employment	13	83	3	1	10	0
	How do you expect to change export orders (export demand) over April-June 2018	increase	remain unchanged	decrease	no export	balance	<i>change of balance over 1 quarter 2018, pp</i>
		0	4	0	96	0	0
	How do you assess your current production capacity, considering your current order books and the expected change in demand over April-June 2018	more than sufficient	sufficient	not sufficient	no response	balance	<i>change of balance over 1 quarter 2018, pp</i>
		10	80	10	0	0	3
	How did change competitive position on the domestic market in January-March 2018	improved	remained unchanged	deteriorated	no response	balance	<i>change of balance over 1 quarter 2018, pp</i>
		1	95	3	1	-2	2
	How did change competitive position on foreign markets in January-March 2018:	improved	remained unchanged	deteriorated	no export	balance	<i>change of balance over 1 quarter 2018, pp</i>
	inside the EU	0	6	0	94	0	1
	outside the EU	0	5	0	95	0	0