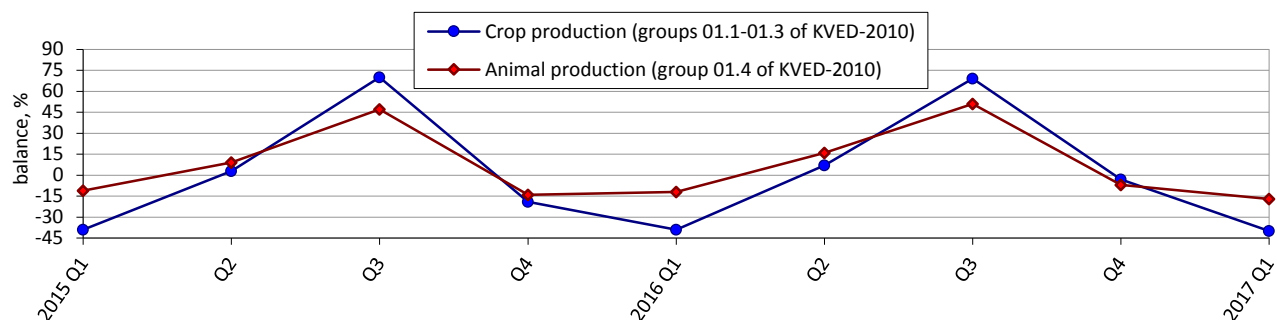
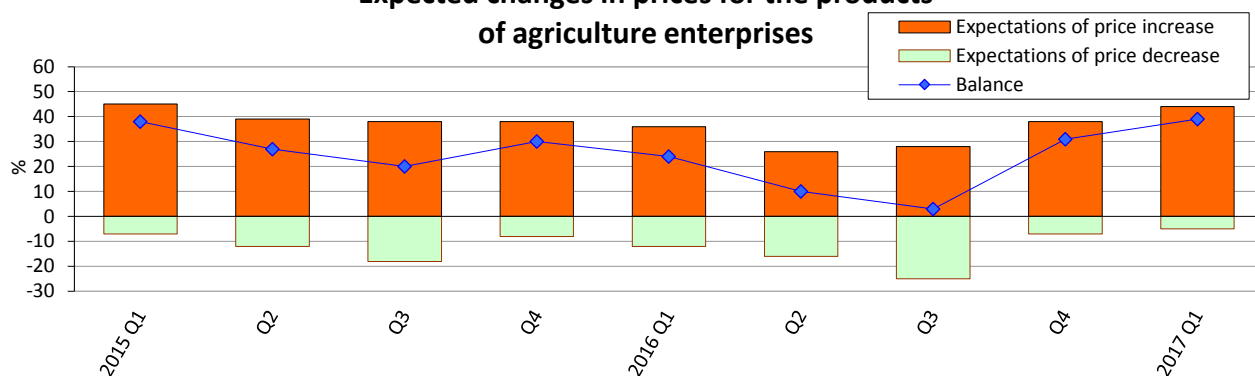


Expectations of agriculture enterprises in I quarter 2017¹ regarding the development of their business activity

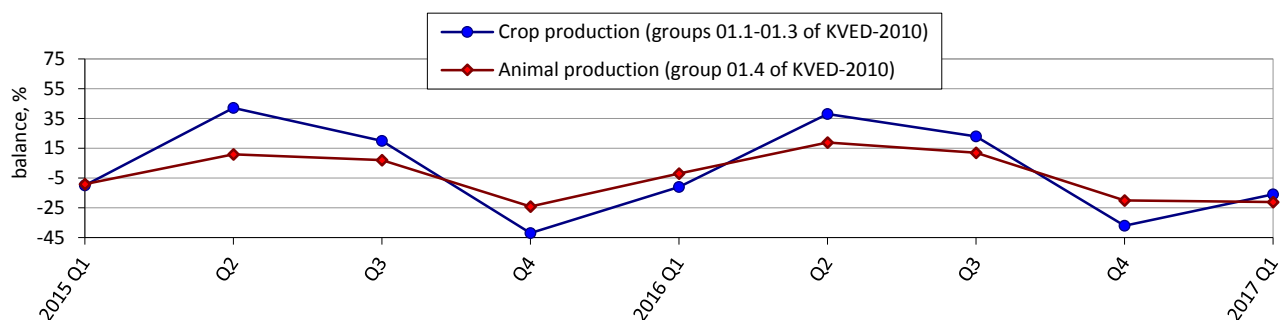
Expected changes of agricultural production



Expected changes in prices for the products of agriculture enterprises

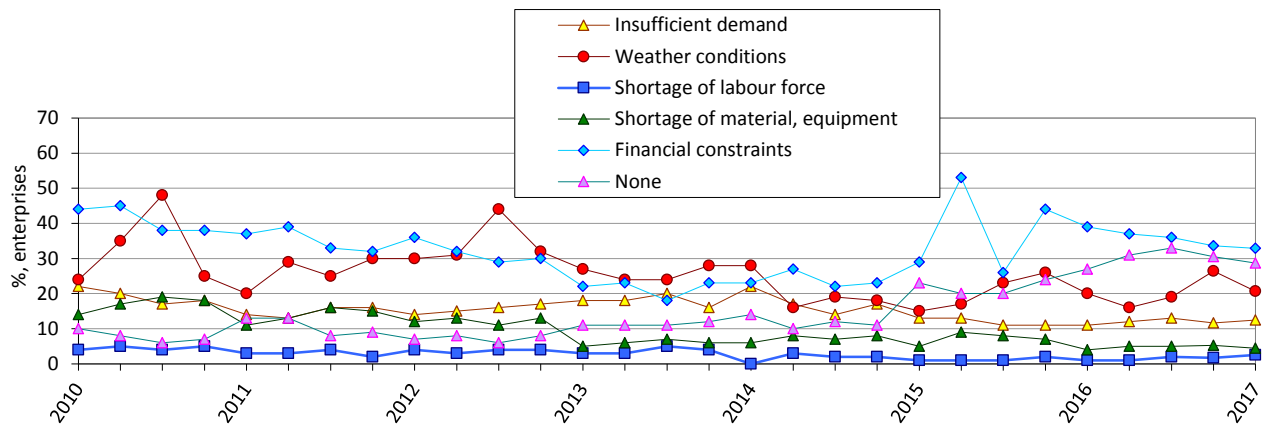


Expected changes in employment at agriculture enterprises



¹ Excluding the temporarily occupied territories of the Autonomous Republic of Crimea and the city of Sevastopol, from 2014 also excluding part of the anti-terrorist operation zone.

Factors limiting production



Results of the survey of agriculture enterprises in January 2017

(per cent of the total number of surveyed enterprises)

Agriculture (division 01, except groups 01.6, 01.7 of KVED-2010)	Results of the survey of 859 enterprises						
	How did change production in October-December 2016	increased	remain unchanged	decreased	no response	balance	change of balance over IV quarter 2016, pp
		30	37	32	1	-2	-56
	How did change of turnover on foreign markets in October-December 2016:	increased	remain unchanged	decreased	no export	balance	change of balance over IV quarter 2016, pp
	within the EU	11	14	6	69	5	-12
	outside the EU	6	12	3	79	3	-4
	How do you assess your current stocks of finished products	too large (above normal)	adequate (normal for the season)	too small (below normal)	no stocks of finished goods	balance	change of balance over IV quarter 2016, pp
		1	81	10	8	-9	-3
	How do you expect to change over January-March 2017:	increase	remain unchanged	decrease	no response	balance	change of balance over IV quarter 2016, pp
production	9	48	42	1	-33	-29	
prices for the products	44	50	5	1	39	8	
employment	9	64	26	1	-17	14	

Crop production (groups 01.1-01.3 of KVED-2010)	Results of the survey of 592 enterprises						
	How did change production in October-December 2016	increased	remain unchanged	decreased	no response	balance	change of balance over IV quarter 2016, pp
		31	36	33	0	-2	-63
	How did change of turnover on foreign markets in October-December 2016:	increased	remain unchanged	decreased	no export	balance	change of balance over IV quarter 2016, pp
	within the EU	13	14	7	66	6	-14
	outside the EU	7	13	3	77	4	-6
	How do you assess your current stocks of finished products	too large (above normal)	adequate (normal for the season)	too small (below normal)	no stocks of finished goods	balance	change of balance over IV quarter 2016, pp
		1	80	11	8	-10	-4
	How do you expect to change over January-March 2017:	increase	remain unchanged	decrease	no response	balance	change of balance over IV quarter 2016, pp
	production	7	46	47	0	-40	-37
	prices for the products	47	49	3	1	44	15
employment	11	61	27	1	-16	21	

Animal production (group 01.4 of KVED-2010)	Results of the survey of 243 enterprises						
	How did change production in October-December 2016	increased	remain unchanged	decreased	no response	balance	change of balance over IV quarter 2016, pp
		28	40	30	2	-2	-39
	How did change of turnover on foreign markets in October-December 2016:	increased	remain unchanged	decreased	no export	balance	change of balance over IV quarter 2016, pp
	within the EU	9	14	3	74	6	-3
	outside the EU	3	11	2	84	1	1
	How do you assess your current stocks of finished products	too large (above normal)	adequate (normal for the season)	too small (below normal)	no stocks of finished goods	balance	change of balance over IV quarter 2016, pp
		0	82	8	10	-8	-2

Continued

<i>Animal production (group 01.4 of KVED-2010)</i>	How do you expect to change over January-March 2017:	increase	remain unchanged	decrease	no response	balance	<i>change of balance over IV quarter 2016, pp</i>
	production	15	53	32	0	-17	-10
	prices for the products	39	52	9	0	30	-5
	employment	4	71	25	0	-21	-1