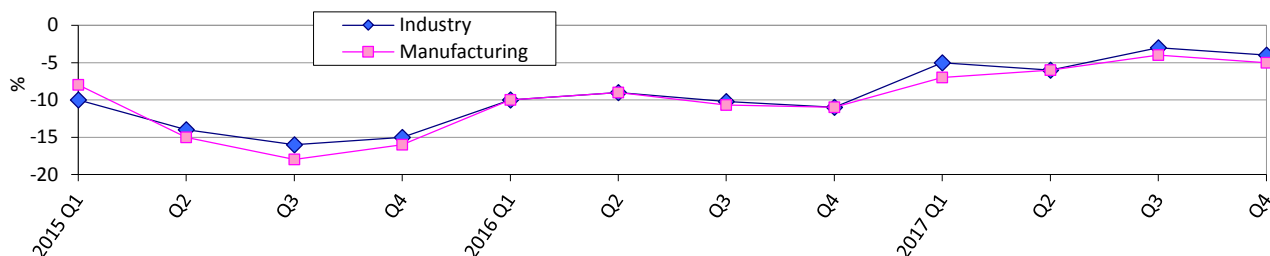
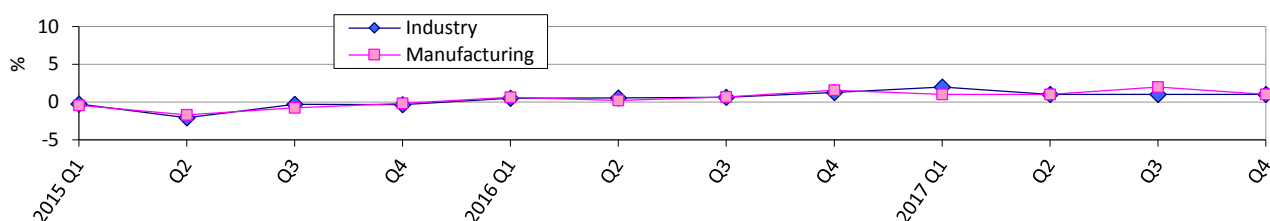


# **Expectations of industrial enterprises in IV quarter 2017<sup>1</sup> regarding the development of their business activity**

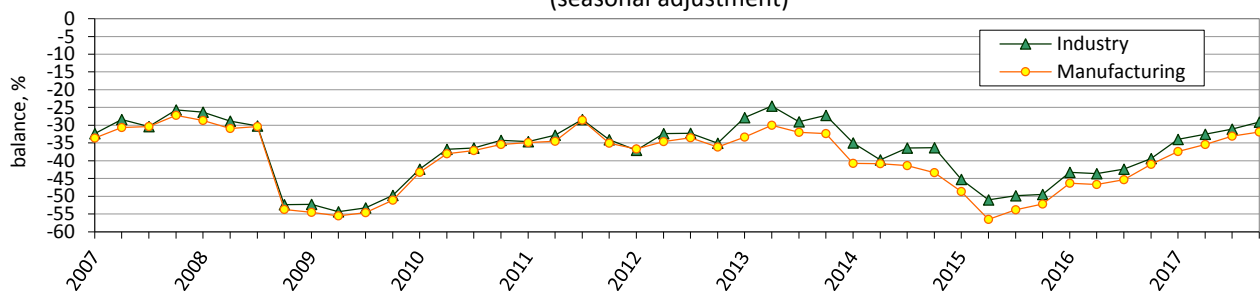
## **Industrial confidence indicator<sup>2</sup>**



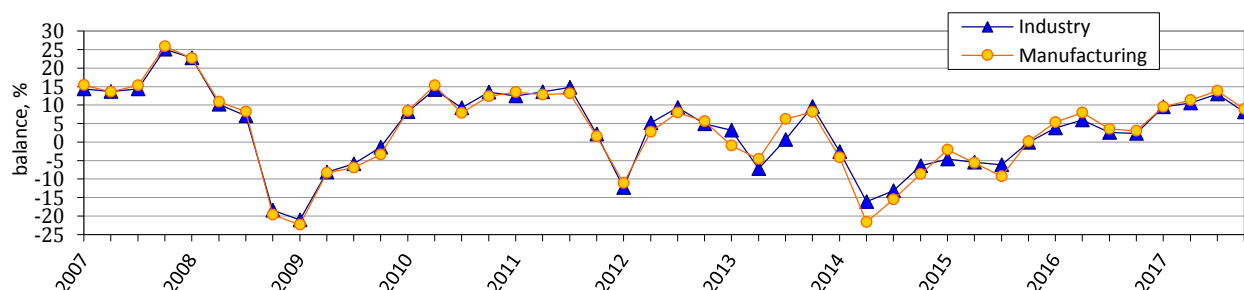
## **Business climate indicator<sup>2</sup>**



## **Assessment of current order-books (demand) on the industrial production (seasonal adjustment)**



## **Expected changes of industrial production (seasonal adjustment)**

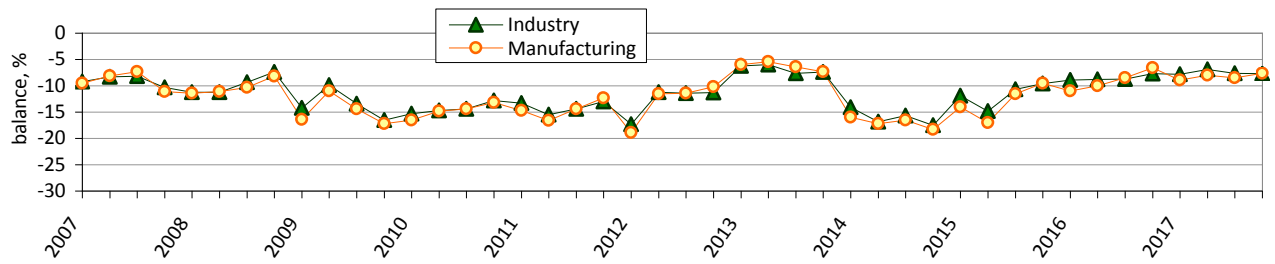


<sup>1</sup> Excluding the temporarily occupied territories of the Autonomous Republic of Crimea and the city of Sevastopol, from 2014 also excluding part of the anti-terrorist operation zone.

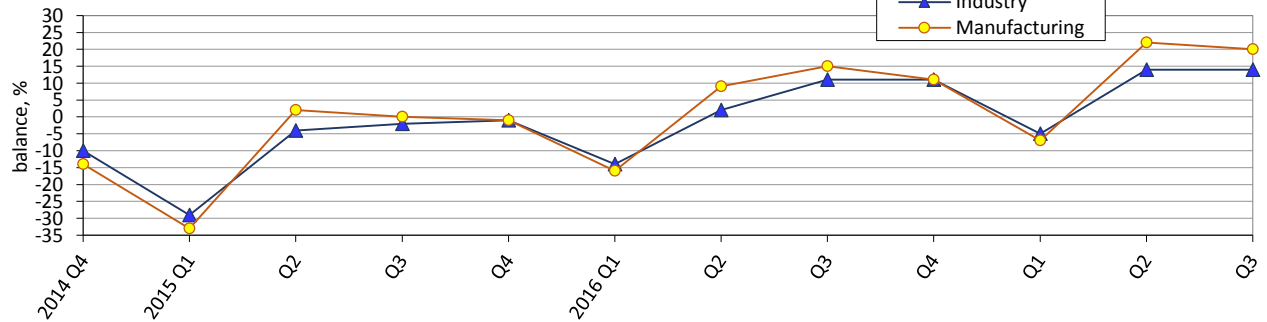
<sup>2</sup> The indicator is calculated by the method of calculation of indicators of business expectations in accordance with the requirements of the Special Data Dissemination Standard Plus of the International Monetary Fund, approved by order of the SSSU of 30.12.2014 No 411.

### Assessment of current stock of finished products in industry

(seasonal adjustment)

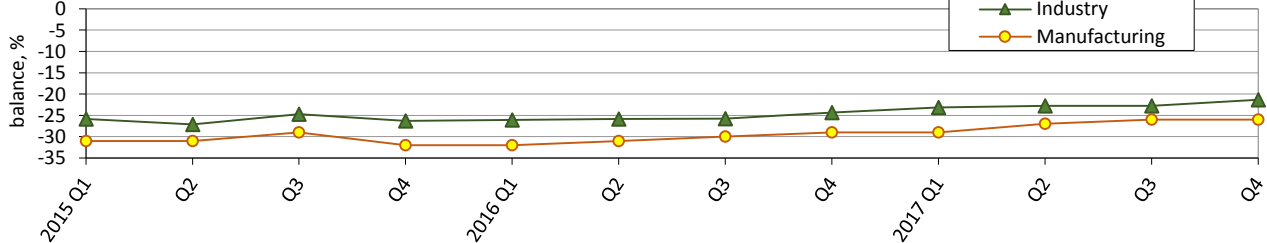


### Assessment of industrial production in the past 3 months



### Assessment of current export order-books (export demand) on the industrial production

(seasonal adjustment)

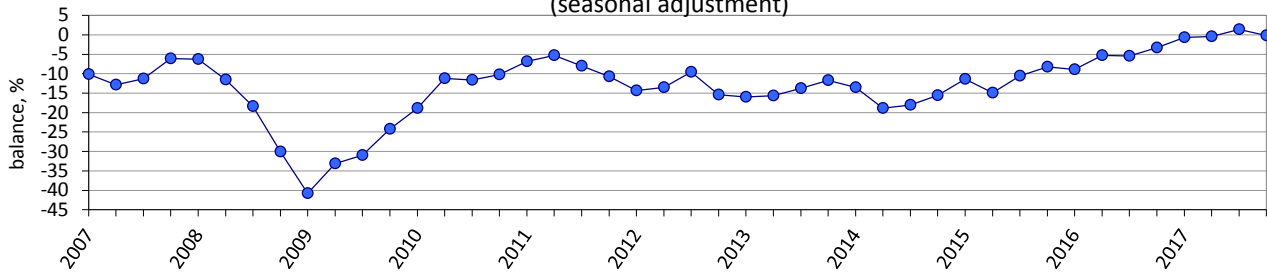


### Expected changes in selling prices for the products of industry



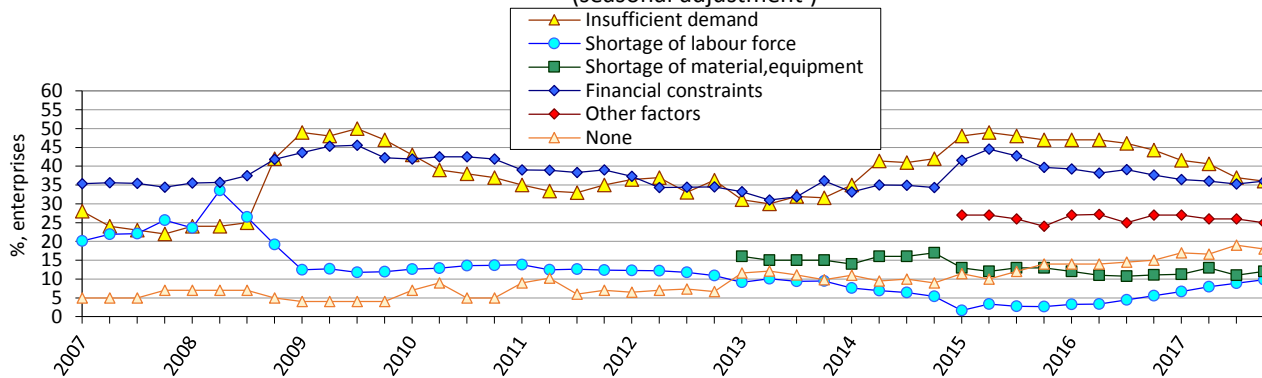
## Expected changes in employment at industrial enterprises

(seasonal adjustment)

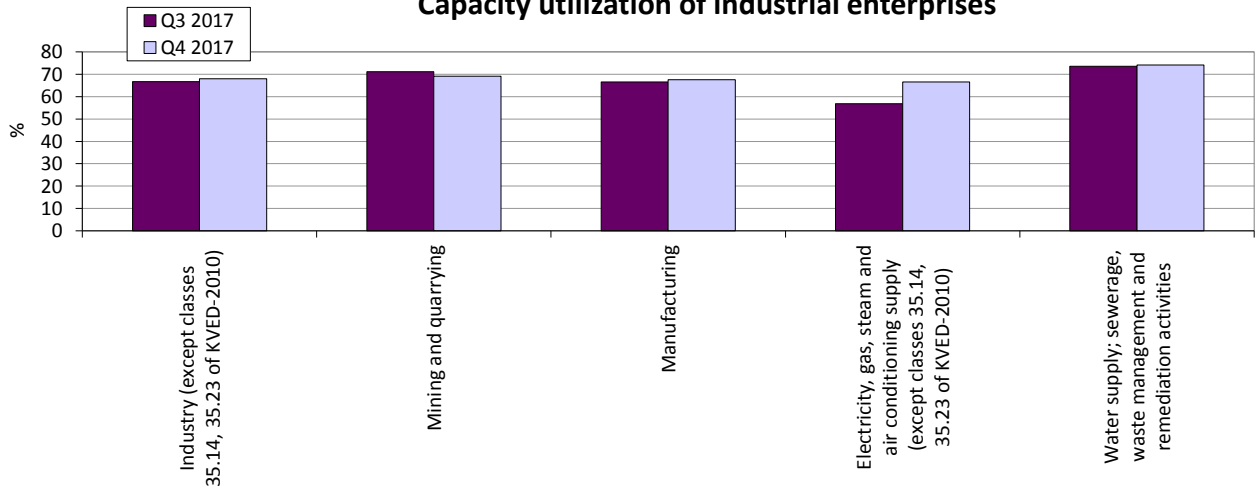


## Factors limiting production

(seasonal adjustment)

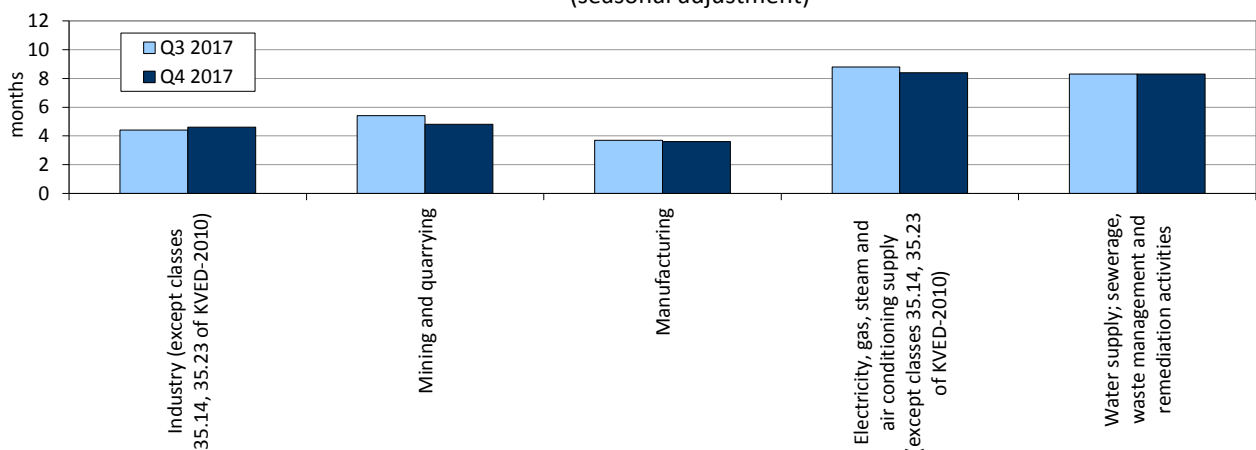


## Capacity utilization of industrial enterprises



## Availability of orders to industrial enterprises

(seasonal adjustment)



### Expected changes of capital investment of industrial enterprises

	Capital investment (excluding the cost for construction of housing for the further sale (transfer)) in 2016 <sup>1</sup> , mln.UAH	Expected increase, (decrease) in capital investment over the previous year, %			
		2017			2018
		survey in October 2016	survey in April 2017	survey in October 2017	survey in October 2017
Industry (sections B-E except classes 35.14, 35.23 of KVED-2010)	116666	22	12	17	5
Mining and quarrying	22546	89	41	69	16
Manufacturing	62181	-4	-8	-2	-10
enterprises by number of employees:	9659				
up to 49 persons		-1	-13	-3	-5
from 50 to 249 persons	11913	-4	-7	-3	-9
from 250 to 499 persons	6913	-4	-3	-3	-1
500 persons and more	33696	0	4	4	-3
Electricity, gas, steam and air conditioning supply (except classes 35.14, 35.23 by KVED-2010)	29688	8	2	15	33
Water supply, sewerage, waste management and remediation activities	2251	26	45	52	37

# Results of the survey of industry enterprises in October 2017

(per cent of the total number of surveyed enterprises)

Industry (sections B-E except classes 35.14, 35.23 of KVED-2010)	Results of the survey of 1515 enterprises					
	How did change in July-September 2017:	increased	remain unchanged	decreased	no response	balance
	production	36	41	22	1	14
	total order-books (demand)	26	53	20	1	6
	How do you assess your current overall order-books (demand)	more than sufficient (above normal)	sufficient (normal for the season)	not sufficient (below normal)	no response	balance
		2	67	30	1	-28
	How do you assess your current export order-books (export demand)	more than sufficient (above normal)	sufficient (normal for the season)	not sufficient (below normal)	no response	balance
		1	28	23	48	-22
	How do you assess your current stocks of finished products	too large (above normal)	adequate (normal for the season)	too small (below normal)	no stocks of finished goods	balance
		2	59	10	29	-8
	How do you assess your current production capacity, considering your current order books and the expected change in demand over October-December 2017	more than sufficient	sufficient	not sufficient	no response	balance
		13	79	7	1	6
	How do you expect to change over October-December:	increase	remain unchanged	decrease	no response	balance
	production	30	46	24	0	6
	employment	12	75	12	1	0
	selling prices for the products	38	59	3	0	35
	How do you expect to change export orders (export demand) over October-December 2017	increase	remain unchanged	decrease	no response	balance
		10	31	11	48	-1

Industry (sections B-E except classes 35.14, 35.23 of KVED-2010)	How did change competitive position on the domestic market in July-September 2017	improved	remained unchanged	deterio- rated	no response	balance	change of balance over III quarter 2017, pp
		6	85	8	1	-2	2
	How did change competitive position on foreign markets in July-September 2017:	improved	remained unchanged	deterio- rated	no response	balance	change of balance over III quarter 2017, pp
	inside the EU	4	38	4	54	0	1
	outside the EU	3	38	4	55	-1	1

Mining and quarrying (section B of KVED-2010)	Results of the survey of 87 enterprises						
	How did change in July-September 2017:	increased	remain unchanged	decreased	no response	balance	change of balance over III quarter 2017, pp
	production	22	54	24	0	-2	-13
	total order-books (demand)	14	70	15	1	-1	-6
	How do you assess your current overall order-books (demand)	more than sufficient (above normal)	sufficient (normal for the season)	not sufficient (below normal)	no response	balance	change of balance over III quarter 2017, pp
		4	69	25	2	-21	5
	How do you assess your current export order-books (export demand)	more than sufficient (above normal)	sufficient (normal for the season)	not sufficient (below normal)	no response	balance	change of balance over III quarter 2017, pp
		0	25	14	61	-14	0
	How do you assess your current stocks of finished products	too large (above normal)	adequate (normal for the season)	too small (below normal)	no stocks of finished goods	balance	change of balance over III quarter 2017, pp
		1	59	17	23	-16	-2
	How do you assess your current production capacity, considering your current order books and the expected change in demand over October-December 2017	more than sufficient	sufficient	not sufficient	no response	balance	change of balance over III quarter 2017, pp
		2	82	13	3	-11	-3
	How do you expect to change over October-December 2017:	increase	remain unchanged	decrease	no response	balance	change of balance over III quarter 2017, pp
	production	21	52	26	1	-5	-28
	employment	4	77	18	1	-14	-11
	selling prices for the products	25	71	3	1	22	13

Continued

<i>Mining and quarrying (section B of KVED-2010)</i>	<b>How do you expect to change export orders (export demand) over October-December 2017</b>	increase	remain unchanged	decrease	no response	balance	<i>change of balance over III quarter 2017, pp</i>
		3	28	5	64	-2	-7
	<b>How did change competitive position on the domestic market in July-September 2017</b>	improved	remained unchanged	deteriorated	no response	balance	<i>change of balance over III quarter 2017, pp</i>
		6	80	11	3	-5	1
	<b>How did change competitive position on foreign markets in July-September 2017:</b>	improved	remained unchanged	deteriorated	no response	balance	<i>change of balance over III quarter 2017, pp</i>
		inside the EU	3	29	1	67	2
		outside the EU	2	28	2	68	0

<i>Manufacturing (section C of KVED-2010)</i>	<i>Results of the survey of 1212 enterprises</i>						
	<b>How did change in July-September 2017:</b>	increased	remain unchanged	decreased	no response	balance	<i>change of balance over III quarter 2017, pp</i>
		production	41	38	21	0	20
		total order-books (demand)	29	49	20	2	9
	<b>How do you assess your current overall order-books (demand)</b>	more than sufficient (above normal)	sufficient (normal for the season)	not sufficient (below normal)	no response	balance	<i>change of balance over III quarter 2017, pp</i>
		2	65	33	0	-31	2
	<b>How do you assess your current export order-books (export demand)</b>	more than sufficient (above normal)	sufficient (normal for the season)	not sufficient (below normal)	no response	balance	<i>change of balance over III quarter 2017, pp</i>
		1	33	27	39	-26	0
	<b>How do you assess your current stocks of finished products</b>	too large (above normal)	adequate (normal for the season)	too small (below normal)	no stocks of finished goods	balance	<i>change of balance over III quarter 2017, pp</i>
		2	66	11	21	-9	-1
	<b>How do you assess your current production capacity, considering your current order books and the expected change in demand over October-December 2017</b>	more than sufficient	sufficient	not sufficient	no response	balance	<i>change of balance over III quarter 2017, pp</i>
		14	78	7	1	7	-2

Continued

<i>Manufacturing (section C of KVED-2010)</i>	<b>How do you expect to change over October-December 2017:</b>	increase	remain unchanged	decrease	no response	balance	<i>change of balance over III quarter 2017, pp</i>
	production	28	46	26	0	2	-21
	employment	11	76	12	1	-1	-6
	selling prices for the products	39	58	3	0	36	10
	<b>How do you expect to change export orders (export demand) over October-December 2017</b>	increase	remain unchanged	decrease	no response	balance	<i>change of balance over III quarter 2017, pp</i>
		11	37	12	40	-1	-8
	<b>How did change competitive position on the domestic market in July-September 2017</b>	improved	remained unchanged	deteriorated	no response	balance	<i>change of balance over III quarter 2017, pp</i>
		7	84	9	0	-2	1
	<b>How did change competitive position on foreign markets in July-September 2017:</b>	improved	remained unchanged	deteriorated	no response	balance	<i>change of balance over III quarter 2017, pp</i>
	inside the EU	4	45	4	47	0	1
	outside the EU	4	46	5	45	-1	1

<i>Electricity, gas, steam and air conditioning supply (section D, except classes 35.14, 35.23 of KVED-2010)</i>	<i>Results of the survey of 117 enterprises</i>						
	<b>How did change in July-September 2017:</b>	increased	remain unchanged	decreased	no response	balance	<i>change of balance over III quarter 2017, pp</i>
	production	15	44	39	2	-24	34
	total order-books (demand)	13	55	28	4	-15	24
	<b>How do you assess your current overall order-books (demand)</b>	more than sufficient (above normal)	sufficient (normal for the season)	not sufficient (below normal)	no response	balance	<i>change of balance over III quarter 2017, pp</i>
		2	80	18	0	-16	6
	<b>How do you assess your current export order-books (export demand)</b>	more than sufficient (above normal)	sufficient (normal for the season)	not sufficient (below normal)	no response	balance	<i>change of balance over III quarter 2017, pp</i>
		0	0	1	99	-1	0



<i>Electricity, gas, steam and air conditioning supply (section D, except classes 35.14, 35.23 of KVED-2010)</i>	<b>How do you assess your current stocks of finished products</b>	too large (above normal)	adequate (normal for the season)	too small (below normal)	no stocks of finished goods	balance	<i>change of balance over III quarter 2017, pp</i>
		0	13	2	85	-2	-1
	<b>How do you assess your current production capacity, considering your current order books and the expected change in demand over October-December 2017</b>	more than sufficient	sufficient	not sufficient	no response	balance	<i>change of balance over III quarter 2017, pp</i>
		15	82	3	0	12	5
	<b>How do you expect to change over October-December 2017:</b>	increase	remain unchanged	decrease	no response	balance	<i>change of balance over III quarter 2017, pp</i>
		71	22	5	2	66	72
	production	32	62	6	0	26	36
	employment	48	48	3	1	45	14
	selling prices for the products						
	<b>How do you expect to change export orders (export demand) over October-December 2017</b>	increase	remain unchanged	decrease	no response	balance	<i>change of balance over III quarter 2017, pp</i>
		0	1	1	98	-1	-1
	<b>How did change competitive position on the domestic market in July-September 2017</b>	improved	remained unchanged	deteriorated	no response	balance	<i>change of balance over III quarter 2017, pp</i>
		1	94	4	1	-3	0
	<b>How did change competitive position on foreign markets in July-September 2017:</b>	improved	remained unchanged	deteriorated	no response	balance	<i>change of balance over III quarter 2017, pp</i>
		0	3	1	96	-1	0
	inside the EU	0	2	0	98	0	0
	outside the EU						

<i>Water supply, sewerage, waste management and remediation activities (section E of KVED-2010)</i>	<i>Results of the survey of 99 enterprises</i>						
	<b>How did change in July-September 2017:</b>	increased	remain unchanged	decreased	no response	balance	<i>change of balance over III quarter 2017, pp</i>
	production	20	60	20	0	0	-3
	total order-books (demand)	12	74	14	0	-2	-1

<i>Water supply, sewerage, waste management and remediation activities (section E of KVED-2010)</i>	<b>How do you assess your current overall order-books (demand)</b>	more than sufficient (above normal)	sufficient (normal for the season)	not sufficient (below normal)	no response	balance	<i>change of balance over III quarter 2017, pp</i>
		2	76	22	0	-20	4
	<b>How do you assess your current export order-books (export demand)</b>	more than sufficient (above normal)	sufficient (normal for the season)	not sufficient (below normal)	no response	balance	<i>change of balance over III quarter 2017, pp</i>
		1	1	1	97	0	1
	<b>How do you assess your current stocks of finished products</b>	too large (above normal)	adequate (normal for the season)	too small (below normal)	no stocks of finished goods	balance	<i>change of balance over III quarter 2017, pp</i>
		1	34	4	61	-3	0
	<b>How do you assess your current production capacity, considering your current order books and the expected change in demand over October-December 2017</b>	more than sufficient	sufficient	not sufficient	no response	balance	<i>change of balance over III quarter 2017, pp</i>
		7	84	9	0	-2	-1
	<b>How do you expect to change over October-December 2017:</b>	increase	remain unchanged	decrease	no response	balance	<i>change of balance over III quarter 2017, pp</i>
		15	67	18	0	-3	-15
	production	15	67	18	0	-3	-15
	employment	9	79	12	0	-3	-3
	selling prices for the products	28	68	4	0	24	5
	<b>How do you expect to change export orders (export demand) over October-December 2017</b>	increase	remain unchanged	decrease	no response	balance	<i>change of balance over III quarter 2017, pp</i>
		2	1	0	97	2	2
	<b>How did change competitive position on the domestic market in July-September 2017</b>	improved	remained unchanged	deteriorated	no response	balance	<i>change of balance over III quarter 2017, pp</i>
		1	92	4	3	-3	4
	<b>How did change competitive position on foreign markets in July-September 2017:</b>	improved	remained unchanged	deteriorated	no response	balance	<i>change of balance over III quarter 2017, pp</i>
		1	3	0	96	1	1
	inside the EU	1	3	0	96	1	1
	outside the EU	0	3	0	97	0	0