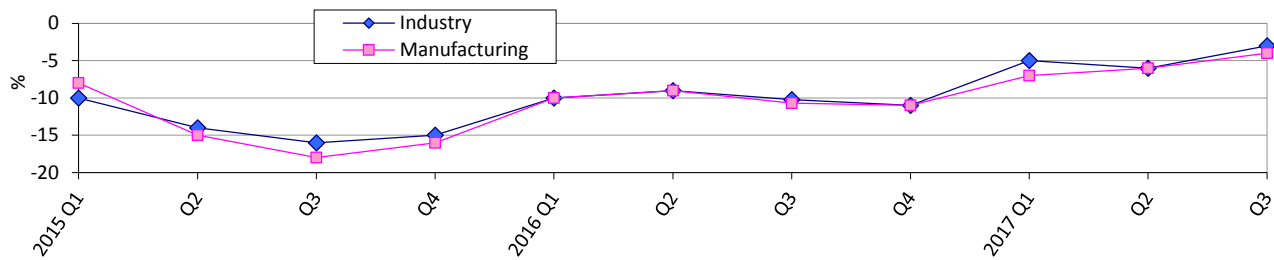
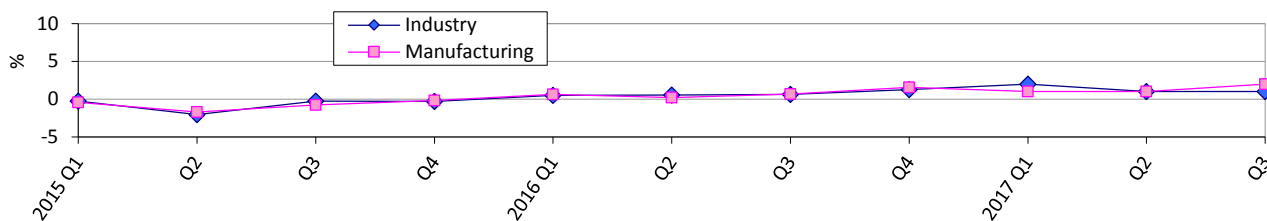


**Expectations of industrial enterprises
in III quarter 2017¹
regarding the development of their business activity**

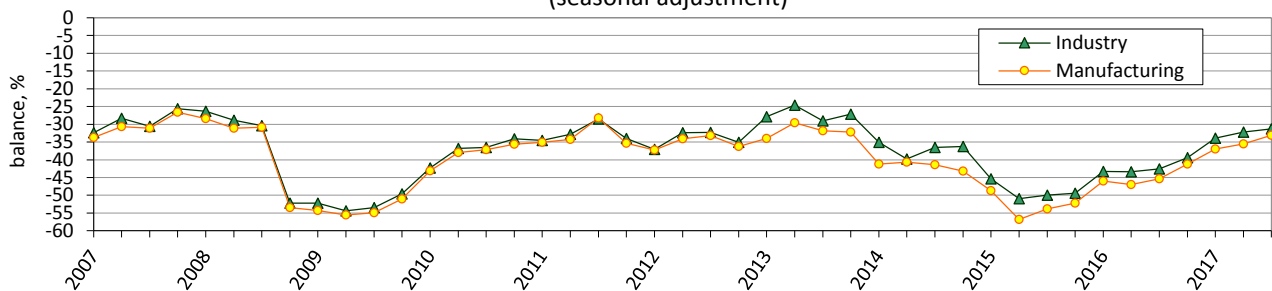
Industrial confidence indicator²



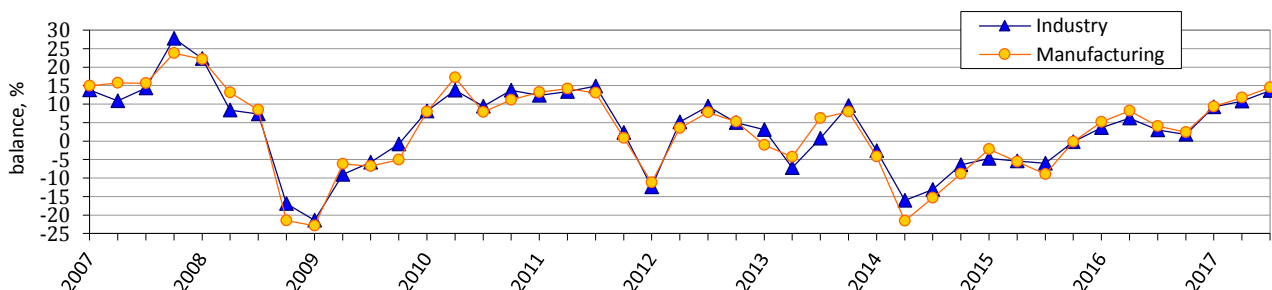
Business climate indicator²



**Assessment of current order-books (demand)
on the industrial production
(seasonal adjustment)**



**Expected changes of industrial production
(seasonal adjustment)**

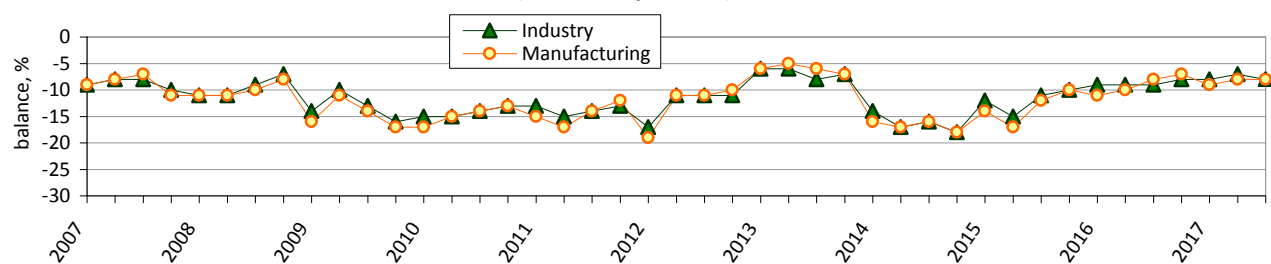


¹ Excluding the temporarily occupied territories of the Autonomous Republic of Crimea and the city of Sevastopol, from 2014 also excluding part of the anti-terrorist operation zone.

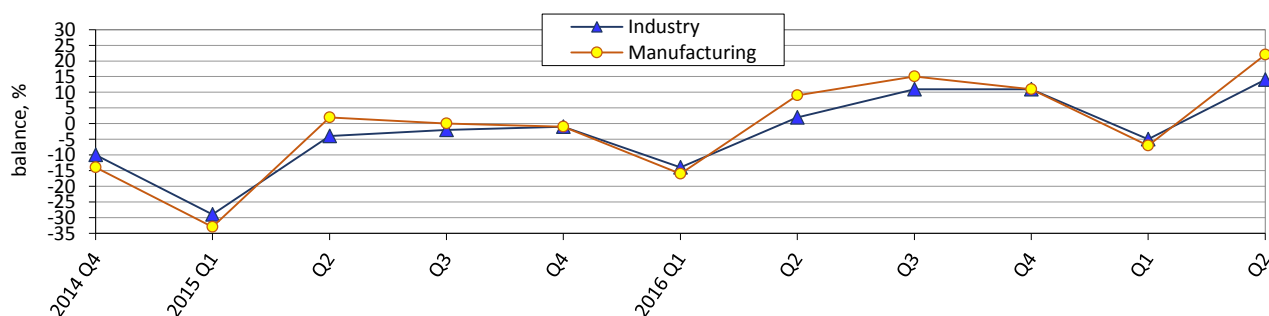
² The indicator is calculated by the method of calculation of indicators of business expectations in accordance with the requirements of the Special Data Dissemination Standard Plus of the International Monetary Fund, approved by order of the SSSU of 30.12.2014 No 411.

Assessment of current stock of finished products in industry

(seasonal adjustment)

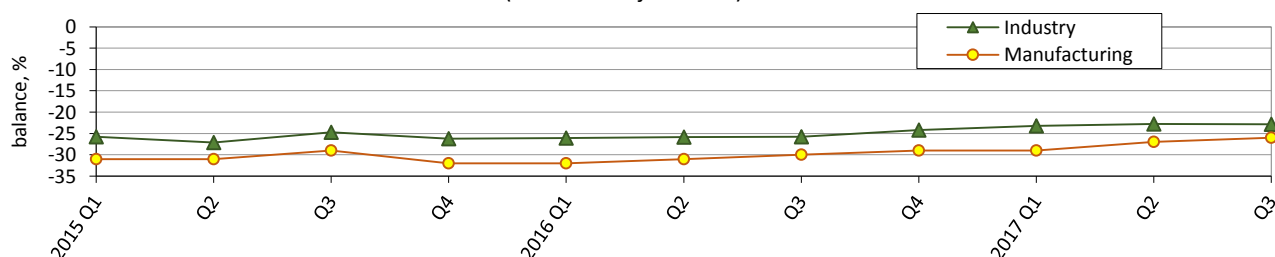


Assessment of industrial production in the past 3 months



Assessment of current export order-books (export demand) on the industrial production

(seasonal adjustment)

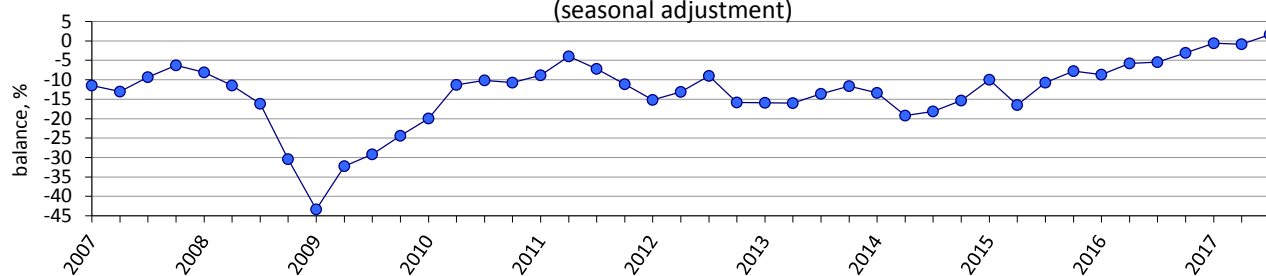


Expected changes in selling prices for the products of industry



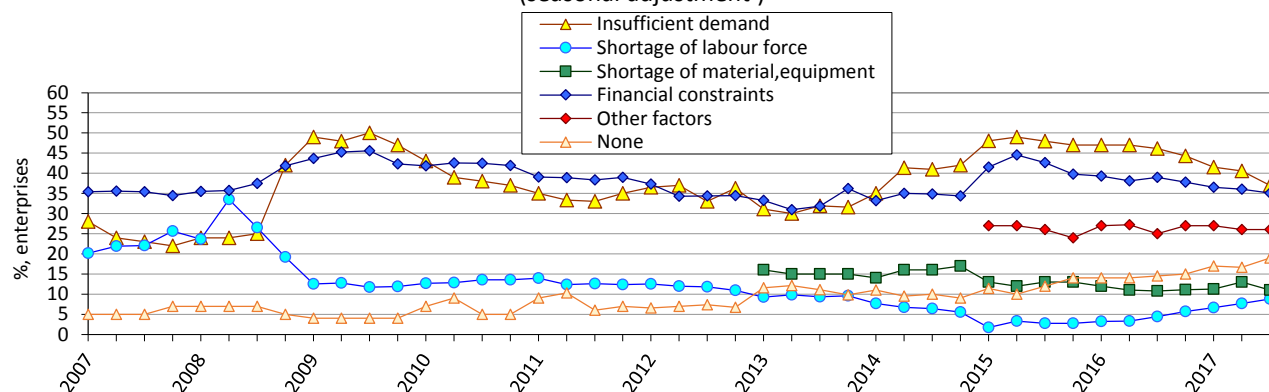
Expected changes in employment at industrial enterprises

(seasonal adjustment)

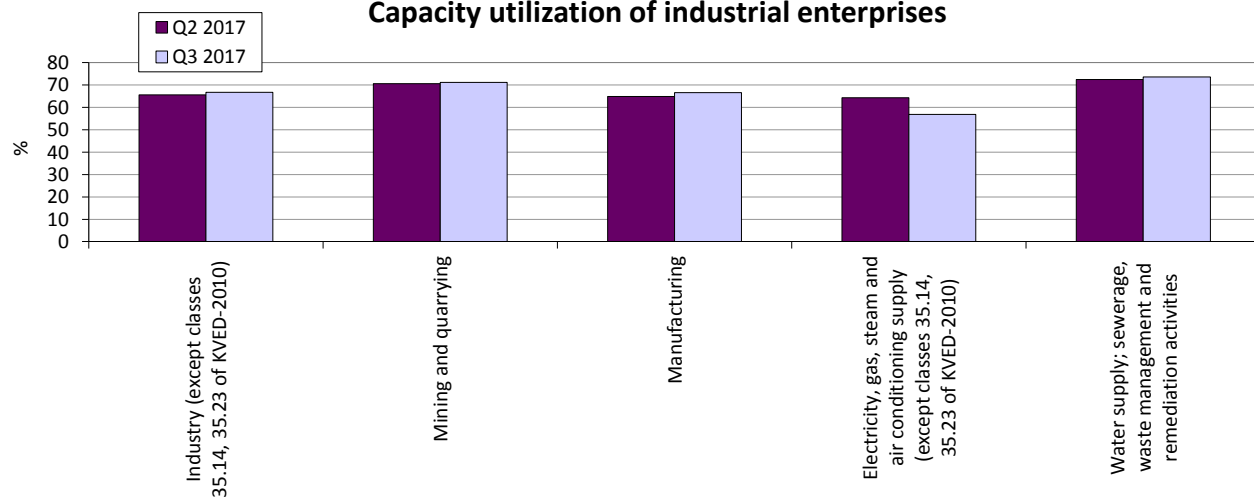


Factors limiting production

(seasonal adjustment)

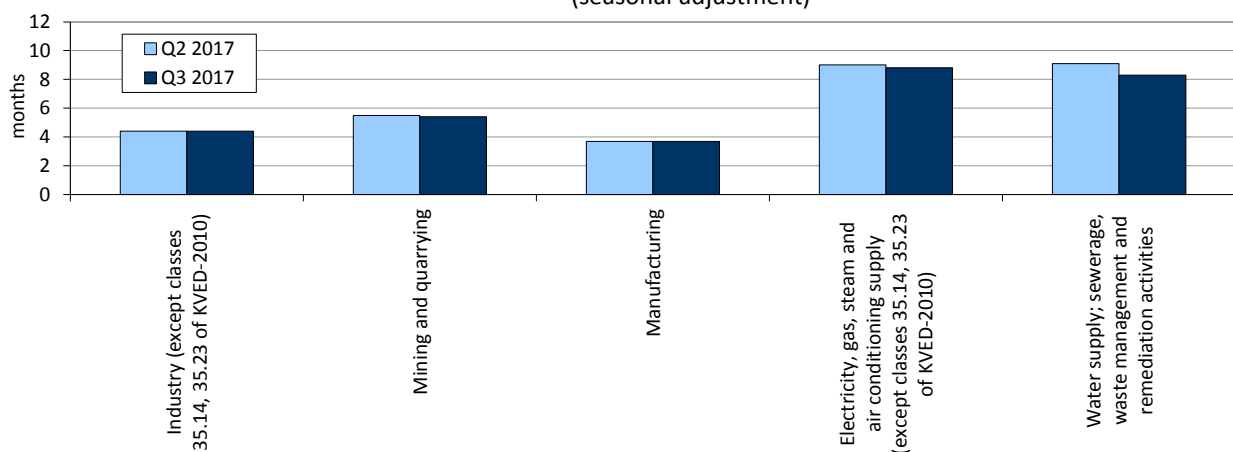


Capacity utilization of industrial enterprises



Availability of orders to industrial enterprises

(seasonal adjustment)



Results of the survey of industry enterprises in July 2017

(per cent of the total number of surveyed enterprises)

Industry (sections B-E except classes 35.14, 35.23 of KVED-2010)	Results of the survey of 1516 enterprises					
	How did change in April-June 2017:	increased	remain unchanged	decreased	no response	balance
	production	37	40	23	0	14
	total order-books (demand)	26	51	21	2	5
	How do you assess your current overall order-books (demand)	more than sufficient (above normal)	sufficient (normal for the season)	not sufficient (below normal)	no response	balance
		2	64	33	1	-31
	How do you assess your current export order-books (export demand)	more than sufficient (above normal)	sufficient (normal for the season)	not sufficient (below normal)	no response	balance
		1	28	23	48	-22
	How do you assess your current stocks of finished products	too large (above normal)	adequate (normal for the season)	too small (below normal)	no stocks of finished goods	balance
		3	61	10	26	-7
	How do you assess your current production capacity, considering your current order books and the expected change in demand over July-September 2017	more than sufficient	sufficient	not sufficient	no response	balance
		13	80	6	1	7
	How do you expect to change over July-September 2017:	increase	remain unchanged	decrease	no response	balance
	production	33	53	13	1	20
	employment	12	79	9	0	3
	selling prices for the products	27	70	2	1	25
	How do you expect to change export orders (export demand) over July-September 2017	increase	remain unchanged	decrease	no response	balance
		11	35	5	49	6

Industry (sections B-E except classes 35.14, 35.23 of KVED-2010)	How did change competitive position on the domestic market in April-June 2017	improved	remained unchanged	deterio- rated	no response	balance	change of balance over II quarter 2017, pp
		5	86	9	0	-4	1
	How did change competitive position on foreign markets in April-June 2017:	improved	remained unchanged	deterio- rated	no response	balance	change of balance over II quarter 2017, pp
	inside the EU	3	39	4	54	-1	1
	outside the EU	3	39	5	53	-2	1

Mining and quarrying (section B of KVED-2010)	Results of the survey of 88 enterprises						
	How did change in April-June 2017:	increased	remain unchanged	decreased	no response	balance	change of balance over II quarter 2017, pp
	production	34	43	23	0	11	4
	total order-books (demand)	19	66	14	1	5	4
	How do you assess your current overall order-books (demand)	more than sufficient (above normal)	sufficient (normal for the season)	not sufficient (below normal)	no response	balance	change of balance over II quarter 2017, pp
		6	61	32	1	-26	0
	How do you assess your current export order-books (export demand)	more than sufficient (above normal)	sufficient (normal for the season)	not sufficient (below normal)	no response	balance	change of balance over II quarter 2017, pp
		1	22	15	62	-14	-6
	How do you assess your current stocks of finished products	too large (above normal)	adequate (normal for the season)	too small (below normal)	no stocks of finished goods	balance	change of balance over II quarter 2017, pp
		3	56	17	24	-14	-1
	How do you assess your current production capacity, considering your current order books and the expected change in demand over July-September 2017	more than sufficient	sufficient	not sufficient	no response	balance	change of balance over II quarter 2017, pp
		6	80	14	0	-8	-2
	How do you expect to change over July-September 2017:	increase	remain unchanged	decrease	no response	balance	change of balance over II quarter 2017, pp
	production	32	58	9	1	23	-9
	employment	7	83	10	0	-3	-4
	selling prices for the products	22	65	13	0	9	4

Continued

Mining and quarrying (section B of KVED-2010)	How do you expect to change export orders (export demand) over July-September 2017	increase	remain unchanged	decrease	no response	balance	change of balance over II quarter 2017, pp
		6	33	1	60	5	-4
	How did change competitive position on the domestic market in April-June 2017	improved	remained unchanged	deterio- rated	no response	balance	change of balance over II quarter 2017, pp
		3	88	9	0	-6	-1
	How did change competitive position on foreign markets in April-June 2017:	improved	remained unchanged	deterio- rated	no response	balance	change of balance over II quarter 2017, pp
		inside the EU	2	30	2	66	0
	outside the EU	2	30	2	66	0	-2

Manufacturing (section C of KVED-2010)	Results of the survey of 1212 enterprises						
	How did change in April-June 2017:	increased	remain unchanged	decreased	no response	balance	change of balance over II quarter 2017, pp
	production	41	39	19	1	22	29
	total order-books (demand)	30	49	20	1	10	20
	How do you assess your current overall order-books (demand)	more than sufficient (above normal)	sufficient (normal for the season)	not sufficient (below normal)	no response	balance	change of balance over II quarter 2017, pp
		2	63	35	0	-33	4
	How do you assess your current export order-books (export demand)	more than sufficient (above normal)	sufficient (normal for the season)	not sufficient (below normal)	no response	balance	change of balance over II quarter 2017, pp
		1	33	27	39	-26	1
	How do you assess your current stocks of finished products	too large (above normal)	adequate (normal for the season)	too small (below normal)	no stocks of finished goods	balance	change of balance over II quarter 2017, pp
		3	68	11	18	-8	0
	How do you assess your current production capacity, considering your current order books and the expected change in demand over July-September 2017	more than sufficient	sufficient	not sufficient	no response	balance	change of balance over II quarter 2017, pp
		15	79	6	0	9	-1

Continued

<i>Manufacturing (section C of KVED-2010)</i>	How do you expect to change over July-September 2017:	increase	remain unchanged	decrease	no response	balance	<i>change of balance over II quarter 2017, pp</i>
	production	35	52	12	1	23	-4
	employment	13	78	8	1	5	0
	selling prices for the products	28	70	2	0	26	-5
	How do you expect to change export orders (export demand) over July-September 2017	increase	remain unchanged	decrease	no response	balance	<i>change of balance over II quarter 2017, pp</i>
		14	41	7	38	7	1
	How did change competitive position on the domestic market in April-June 2017	improved	remained unchanged	deteriorated	no response	balance	<i>change of balance over II quarter 2017, pp</i>
		6	85	9	0	-3	1
	How did change competitive position on foreign markets in April-June 2017:	improved	remained unchanged	deteriorated	no response	balance	<i>change of balance over II quarter 2017, pp</i>
	inside the EU	4	45	5	46	-1	1
	outside the EU	4	46	6	44	-2	2

<i>Electricity, gas, steam and air conditioning supply (section D, except classes 35.14, 35.23 of KVED-2010)</i>	<i>Results of the survey of 118 enterprises</i>						
	How did change in April-June 2017:	increased	remain unchanged	decreased	no response	balance	<i>change of balance over II quarter 2017, pp</i>
	production	6	28	64	2	-58	-73
	total order-books (demand)	4	51	43	2	-39	-34
	How do you assess your current overall order-books (demand)	more than sufficient (above normal)	sufficient (normal for the season)	not sufficient (below normal)	no response	balance	<i>change of balance over II quarter 2017, pp</i>
		2	74	24	0	-22	-3
	How do you assess your current export order-books (export demand)	more than sufficient (above normal)	sufficient (normal for the season)	not sufficient (below normal)	no response	balance	<i>change of balance over II quarter 2017, pp</i>
		0	3	1	96	-1	-1

Continued

<i>Electricity, gas, steam and air conditioning supply (section D, except classes 35.14, 35.23 of KVED-2010)</i>	How do you assess your current stocks of finished products	too large (above normal)	adequate (normal for the season)	too small (below normal)	no stocks of finished goods	balance	<i>change of balance over II quarter 2017, pp</i>
		0	12	1	87	-1	0
	How do you assess your current production capacity, considering your current order books and the expected change in demand over July-September 2017	more than sufficient	sufficient	not sufficient	no response	balance	<i>change of balance over II quarter 2017, pp</i>
		13	80	6	1	7	-2
	How do you expect to change over July-September 2017:	increase	remain unchanged	decrease	no response	balance	<i>change of balance over II quarter 2017, pp</i>
		21	50	27	2	-6	-55
	production	21	50	27	2	-6	-55
	employment	4	81	14	1	-10	32
	selling prices for the products	35	59	4	2	31	5
	How do you expect to change export orders (export demand) over July-September 2017	increase	remain unchanged	decrease	no response	balance	<i>change of balance over II quarter 2017, pp</i>
		0	2	0	98	0	0
	How did change competitive position on the domestic market in April-June 2017	improved	remained unchanged	deteriorated	no response	balance	<i>change of balance over II quarter 2017, pp</i>
		0	94	3	3	-3	4
	How did change competitive position on foreign markets in April-June 2017:	improved	remained unchanged	deteriorated	no response	balance	<i>change of balance over II quarter 2017, pp</i>
		0	2	1	97	-1	-3
	inside the EU	0	2	1	97	-1	-3
	outside the EU	0	2	0	98	0	-1

<i>Water supply, sewerage, waste management and remediation activities (section E of KVED-2010)</i>	<i>Results of the survey of 98 enterprises</i>						
	How did change in April-June 2017:	increased	remain unchanged	decreased	no response	balance	<i>change of balance over II quarter 2017, pp</i>
	production	23	56	20	1	3	17
	total order-books (demand)	17	64	18	1	-1	14

<i>Water supply, sewerage, waste management and remediation activities (section E of KVED-2010)</i>	How do you assess your current overall order-books (demand)	more than sufficient (above normal)	sufficient (normal for the season)	not sufficient (below normal)	no response	balance	<i>change of balance over II quarter 2017, pp</i>
		1	73	25	1	-24	0
	How do you assess your current export order-books (export demand)	more than sufficient (above normal)	sufficient (normal for the season)	not sufficient (below normal)	no response	balance	<i>change of balance over II quarter 2017, pp</i>
		1	2	2	95	-1	1
	How do you assess your current stocks of finished products	too large (above normal)	adequate (normal for the season)	too small (below normal)	no stocks of finished goods	balance	<i>change of balance over II quarter 2017, pp</i>
		1	36	4	59	-3	-1
	How do you assess your current production capacity, considering your current order books and the expected change in demand over July-September 2017	more than sufficient	sufficient	not sufficient	no response	balance	<i>change of balance over II quarter 2017, pp</i>
		7	85	8	0	-1	2
	How do you expect to change over July-September 2017:	increase	remain unchanged	decrease	no response	balance	<i>change of balance over II quarter 2017, pp</i>
		19	73	7	1	12	-8
	production	19	73	7	1	12	-8
	employment	6	88	6	0	0	5
	selling prices for the products	19	81	0	0	19	-22
	How do you expect to change export orders (export demand) over July-September 2017	increase	remain unchanged	decrease	no response	balance	<i>change of balance over II quarter 2017, pp</i>
		1	2	1	96	0	-1
	How did change competitive position on the domestic market in April-June 2017	improved	remained unchanged	deteriorated	no response	balance	<i>change of balance over II quarter 2017, pp</i>
		0	92	7	1	-7	0
	How did change competitive position on foreign markets in April-June 2017:	improved	remained unchanged	deteriorated	no response	balance	<i>change of balance over II quarter 2017, pp</i>
		0	5	0	95	0	0
	inside the EU	0	5	0	95	0	0
	outside the EU	0	5	0	95	0	0