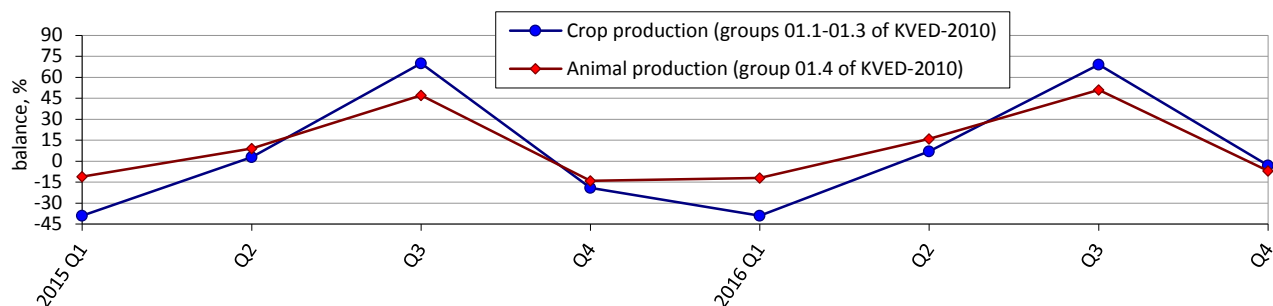
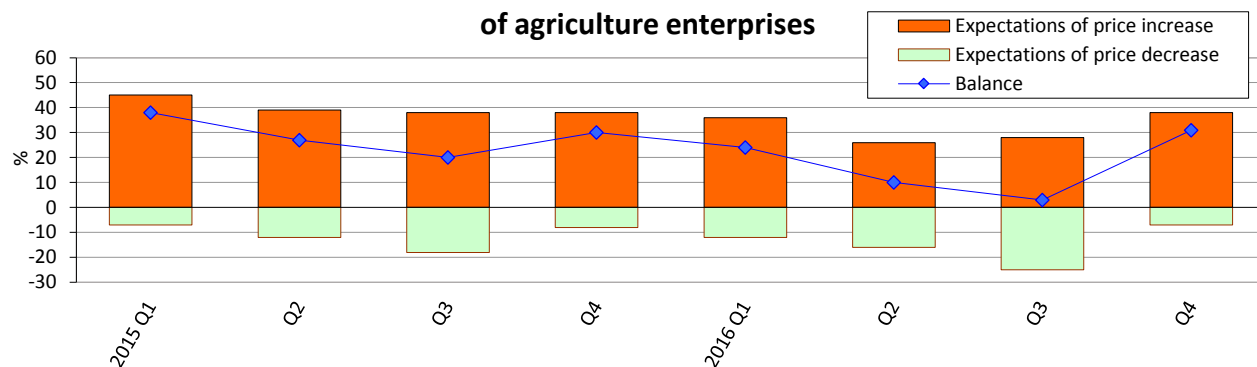


# **Expectations of agriculture enterprises in IV quarter 2016<sup>1</sup> regarding the development of their business activity**

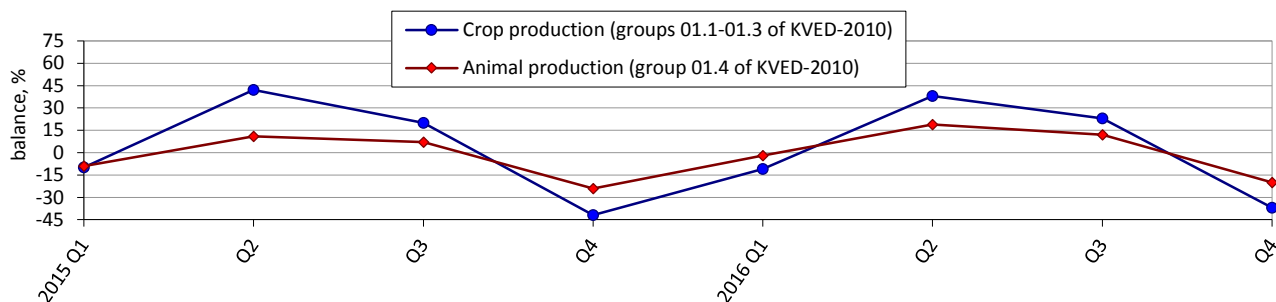
## **Expected changes of agricultural production**



## **Expected changes in prices for the products of agriculture enterprises**

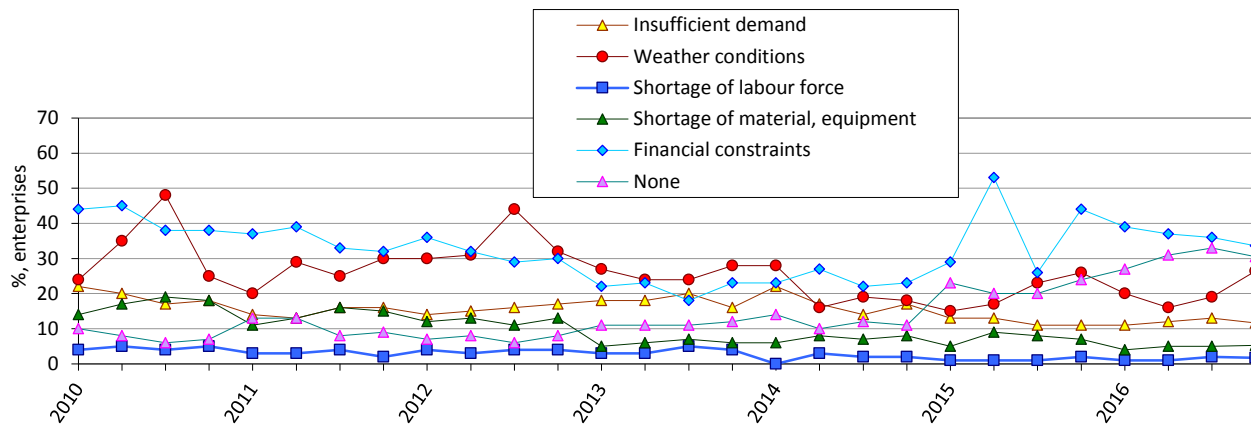


## **Expected changes in employment at agriculture enterprises**



<sup>1</sup> Excluding the temporarily occupied territories of the Autonomous Republic of Crimea and the city of Sevastopol, from 2014 also excluding part of the anti-terrorist operation zone.

### Factors limiting production



### Results of the survey of agriculture enterprises in October 2016

(per cent of the total number of surveyed enterprises)

Agriculture (division 01, except groups 01.6, 01.7 of KVED-2010)	Results of the survey of 846 enterprises						
	How did change production in July-September 2016	increased	remain unchanged	decreased	no response	balance	change of balance over III quarter 2016, pp
		63	27	9	1	54	37
	How did change of turnover on foreign markets in July-September 2016:	increased	remain unchanged	decreased	no export	balance	change of balance over III quarter 2016, pp
		within the EU	20	11	3	66	17
	outside the EU	9	11	2	78	7	5
	How do you assess your current stocks of finished products	too large (above normal)	adequate (normal for the season)	too small (below normal)	no stocks of finished goods	balance	change of balance over III quarter 2016, pp
		0	85	6	9	-6	7
	How do you expect to change over October-December 2016:	increase	remain unchanged	decrease	no response	balance	change of balance over III quarter 2016, pp
		production	31	33	35	1	-4
	prices for the products	38	55	7	0	31	28
employment	4	61	35	0	-31	-51	

<i>Crop production (groups 01.1-01.3 of KVED-2010)</i>	<i>Results of the survey of 588 enterprises</i>						
	<b>How did change production in July-September 2016</b>	increased	remain unchanged	decreased	no response	balance	<i>change of balance over III quarter 2016, pp</i>
		68	24	7	1	61	43
	<b>How did change of turnover on foreign markets in July-September 2016:</b>	increased	remain unchanged	decreased	no export	balance	<i>change of balance over III quarter 2016, pp</i>
	within the EU	23	10	3	64	20	16
	outside the EU	12	11	2	75	10	7
	<b>How do you assess your current stocks of finished products</b>	too large (above normal)	adequate (normal for the season)	too small (below normal)	no stocks of finished goods	balance	<i>change of balance over III quarter 2016, pp</i>
		1	85	7	7	-6	8
	<b>How do you expect to change over October-December 2016:</b>	increase	remain unchanged	decrease	no response	balance	<i>change of balance over III quarter 2016, pp</i>
	production	33	30	36	1	-3	-72
	prices for the products	36	56	7	1	29	24
	employment	3	56	40	1	-37	-60

<i>Animal production (group 01.4 of KVED-2010)</i>	<i>Results of the survey of 241 enterprises</i>						
	<b>How did change production in July-September 2016</b>	increased	remain unchanged	decreased	no response	balance	<i>change of balance over III quarter 2016, pp</i>
		52	32	15	1	37	25
	<b>How did change of turnover on foreign markets in July-September 2016:</b>	increased	remain unchanged	decreased	no export	balance	<i>change of balance over III quarter 2016, pp</i>
	within the EU	12	11	3	74	9	6
	outside the EU	3	9	3	85	0	0
	<b>How do you assess your current stocks of finished products</b>	too large (above normal)	adequate (normal for the season)	too small (below normal)	no stocks of finished goods	balance	<i>change of balance over III quarter 2016, pp</i>
		0	83	6	11	-6	6

Continued

<i>Animal production (group 01.4 of KVED-2010)</i>	<b>How do you expect to change over October-December 2016:</b>	increase	remain unchanged	decrease	no response	balance	<i>change of balance over III quarter 2016, pp</i>
	production	27	39	34	0	-7	-58
	prices for the products	42	50	7	1	35	34
	employment	4	71	24	1	-20	-32