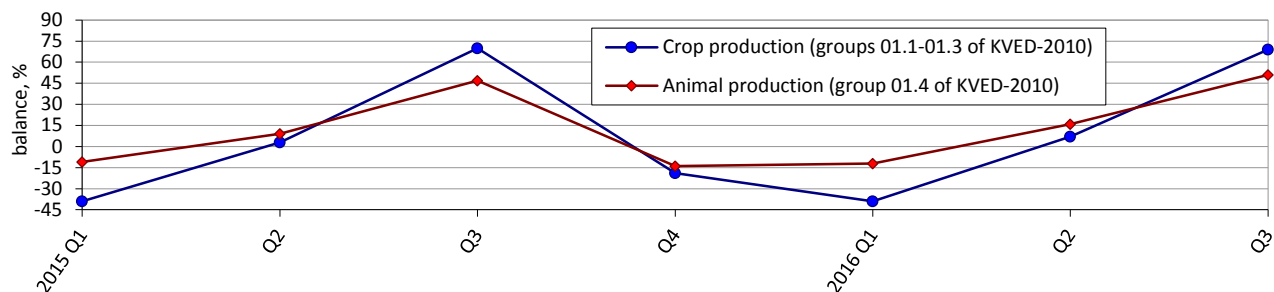
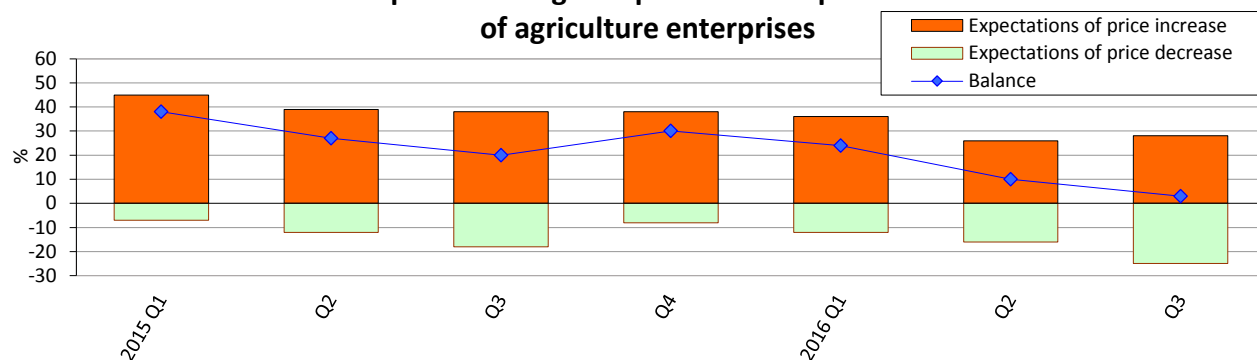


# **Expectations of agriculture enterprises in III quarter 2016<sup>1</sup> regarding the development of their business activity**

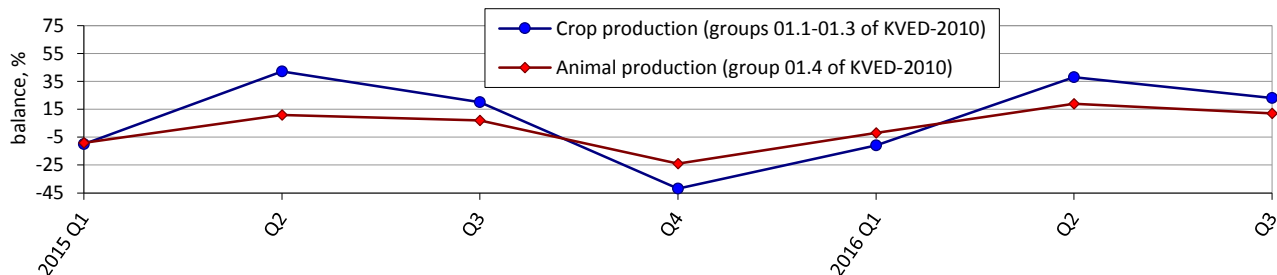
## **Expected changes of agricultural production**



## **Expected changes in prices for the products of agriculture enterprises**

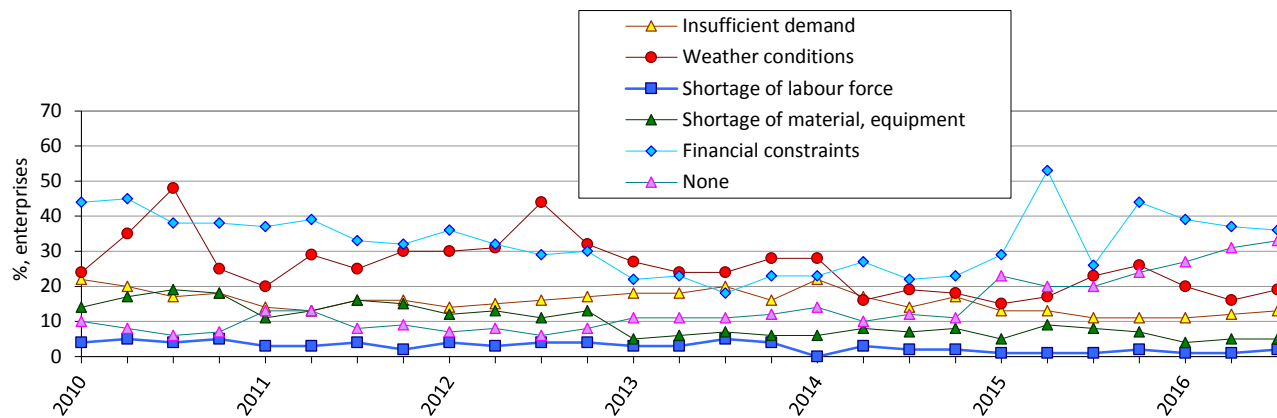


## **Expected changes in employment at agriculture enterprises**



<sup>1</sup> Excluding the temporarily occupied territories of the Autonomous Republic of Crimea and the city of Sevastopol, from 2014 also excluding part of the anti-terrorist operation zone.

## Factors limiting production



## Results of the survey of agriculture enterprises in July 2016

(per cent of the total number of surveyed enterprises)

Agriculture (division 01, except groups 01.6, 01.7 of KVED-2010)	Results of the survey of 847 enterprises						
	How did change production in April-June 2016	increased	remain unchanged	decreased	no response	balance	change of balance over II quarter 2016, pp
		31	54	14	1	17	33
	How did change of turnover on foreign markets in April-June 2016:	increased	remain unchanged	decreased	no export	balance	change of balance over II quarter 2016, pp
	within the EU	9	16	5	70	4	5
	outside the EU	4	13	2	81	2	2
	How do you assess your current stocks of finished products	too large (above normal)	adequate (normal for the season)	too small (below normal)	no stocks of finished goods	balance	change of balance over II quarter 2016, pp
		1	66	14	19	-13	3
	How do you expect to change over July-September 2016:	increase	remain unchanged	decrease	no response	balance	change of balance over II quarter 2016, pp
	production	70	23	6	1	64	55
	prices for the products	28	47	25	0	3	-7
	employment	24	72	4	0	20	-12

<i>Crop production (groups 01.1-01.3 of KVED-2010)</i>	<i>Results of the survey of 588 enterprises</i>						<i>change of balance over II quarter 2016, pp</i>
	<b>How did change production in April-June 2016</b>	increased	remain unchanged	decreased	no response	balance	
		31	55	13	1	18	40
	<b>How did change of turnover on foreign markets in April-June 2016:</b>	increased	remain unchanged	decreased	no export	balance	<i>change of balance over II quarter 2016, pp</i>
	within the EU	10	18	6	66	4	4
	outside the EU	5	14	2	79	3	3
	<b>How do you assess your current stocks of finished products</b>	too large (above normal)	adequate (normal for the season)	too small (below normal)	no stocks of finished goods	balance	<i>change of balance over II quarter 2016, pp</i>
		0	63	14	23	-14	2
	<b>How do you expect to change over July-September 2016:</b>	increase	remain unchanged	decrease	no response	balance	<i>change of balance over II quarter 2016, pp</i>
	production	75	19	6	0	69	62
	prices for the products	31	43	26	0	5	-10
	employment	27	69	4	0	23	-15

<i>Animal production (group 01.4 of KVED-2010)</i>	<i>Results of the survey of 242 enterprises</i>						<i>change of balance over II quarter 2016, pp</i>
	<b>How did change production in April-June 2016</b>	increased	remain unchanged	decreased	no response	balance	
		29	53	17	1	12	16
	<b>How did change of turnover on foreign markets in April-June 2016:</b>	increased	remain unchanged	decreased	no export	balance	<i>change of balance over II quarter 2016, pp</i>
	within the EU	7	13	4	76	3	7
	outside the EU	3	10	3	84	0	-1
	<b>How do you assess your current stocks of finished products</b>	too large (above normal)	adequate (normal for the season)	too small (below normal)	no stocks of finished goods	balance	<i>change of balance over II quarter 2016, pp</i>
		2	73	14	11	-12	3

Continued

<i>Animal production (group 01.4 of KVED-2010)</i>	<b>How do you expect to change over July-September 2016:</b>	increase	remain unchanged	decrease	no response	balance	<i>change of balance over II quarter 2016, pp</i>
	production	60	31	9	0	51	35
	prices for the products	22	57	21	0	1	3
	employment	15	81	3	1	12	-7