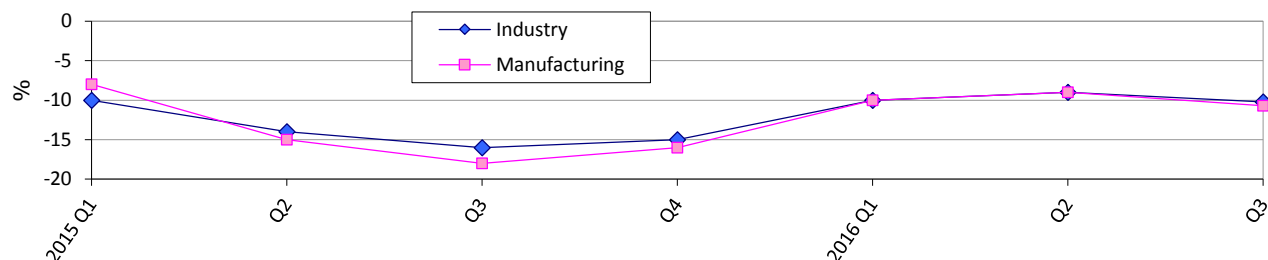
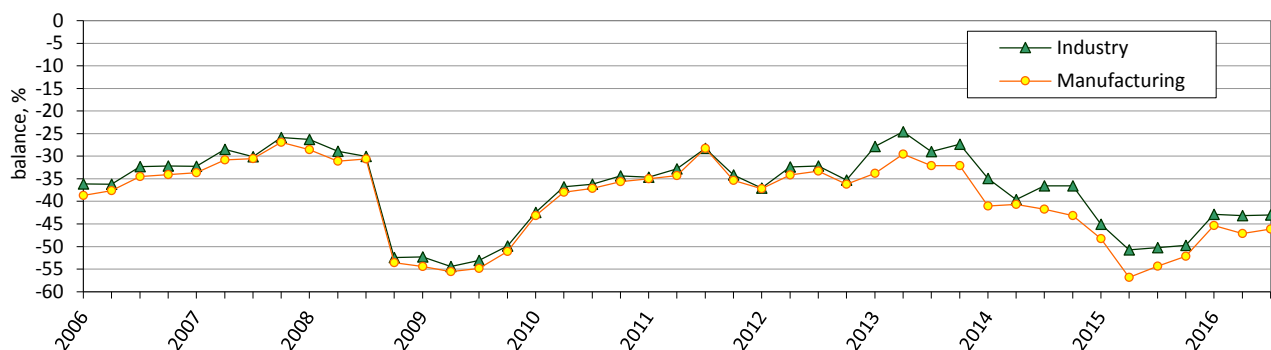


Expectations of industrial enterprises in III quarter 2016¹ regarding the development of their business activity

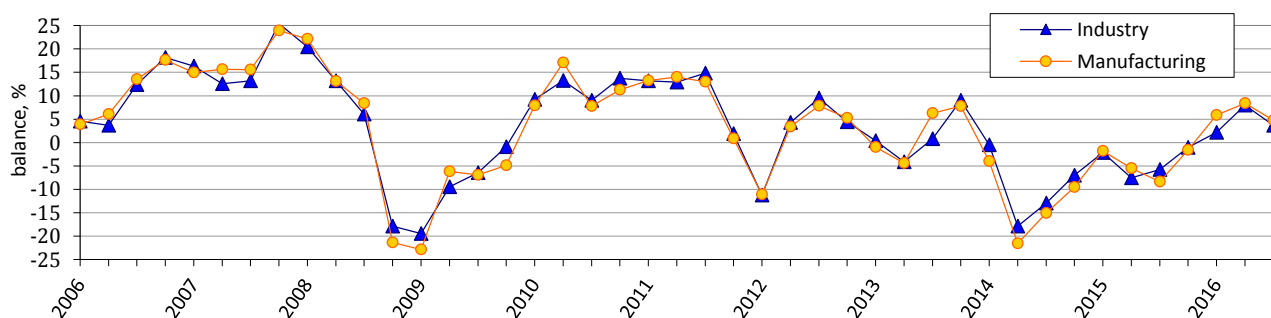
Industrial confidence indicator²



Assessment of current order-books (demand) on the industrial production (seasonal adjustment)



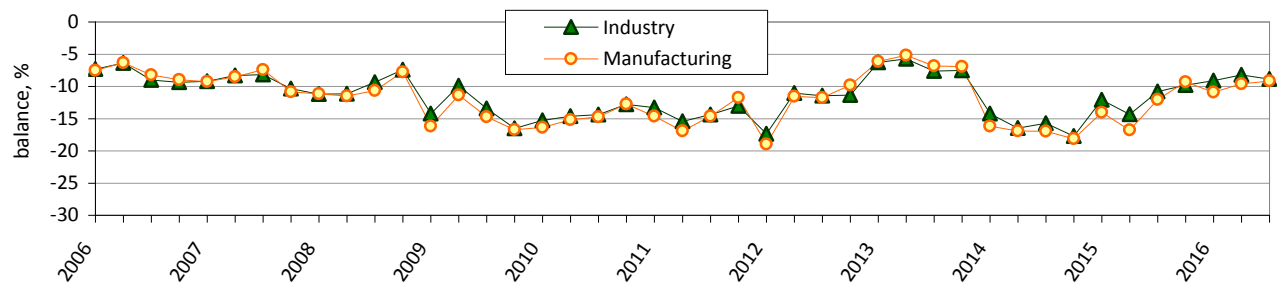
Expected changes of industrial production (seasonal adjustment)



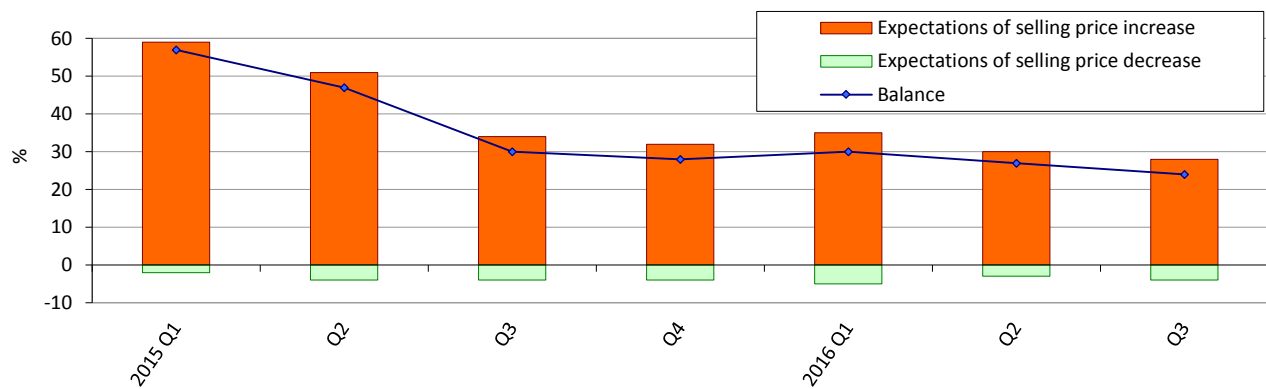
¹ Excluding the temporarily occupied territories of the Autonomous Republic of Crimea and the city of Sevastopol, from 2014 also excluding part of the anti-terrorist operation zone.

² The indicator is calculated by the method of calculation of indicators of business expectations in accordance with the requirements of the Special Data Dissemination Standard Plus of the International Monetary Fund, approved by order of the SSSU of 30.12.2014 No 411.

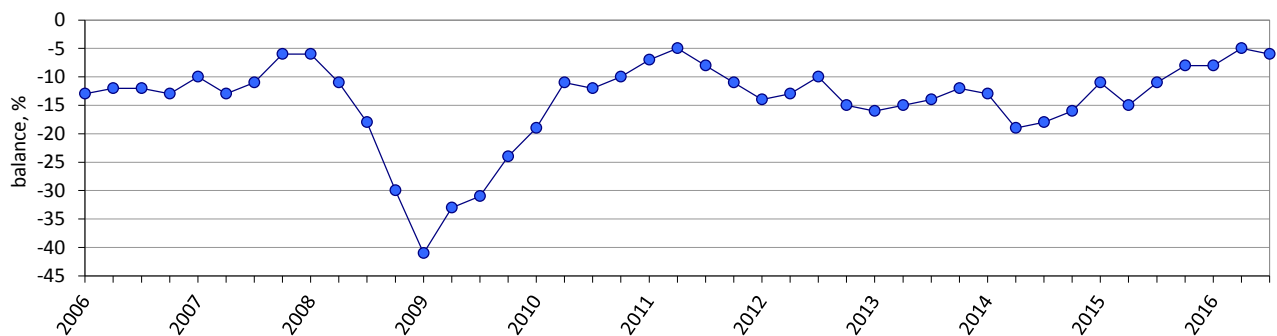
Assessment of current stock of finished products in industry (seasonal adjustment)



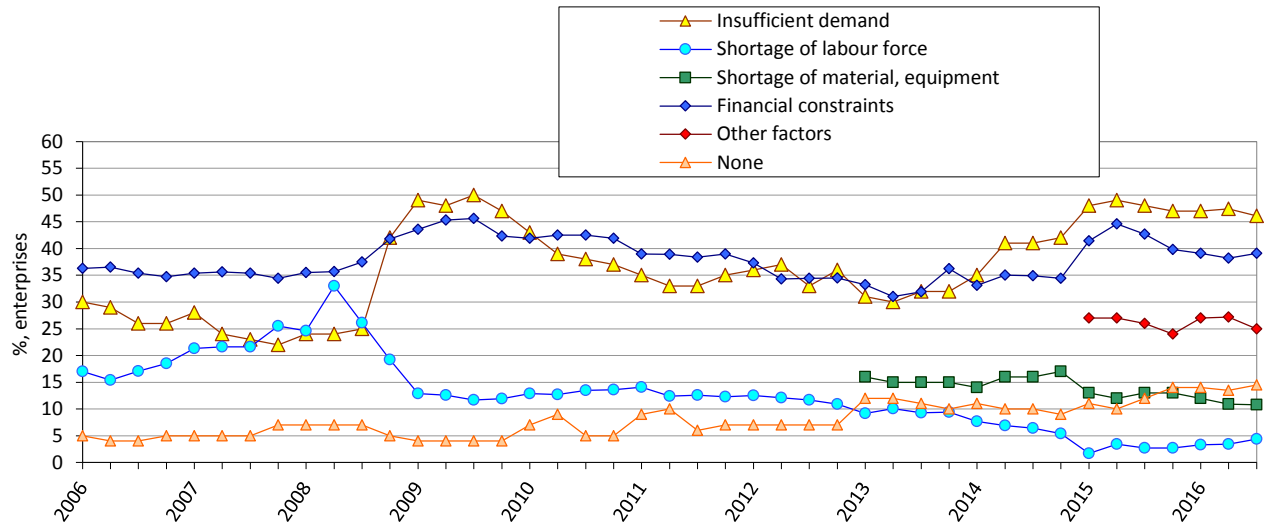
Expected changes in selling prices for the products of industry



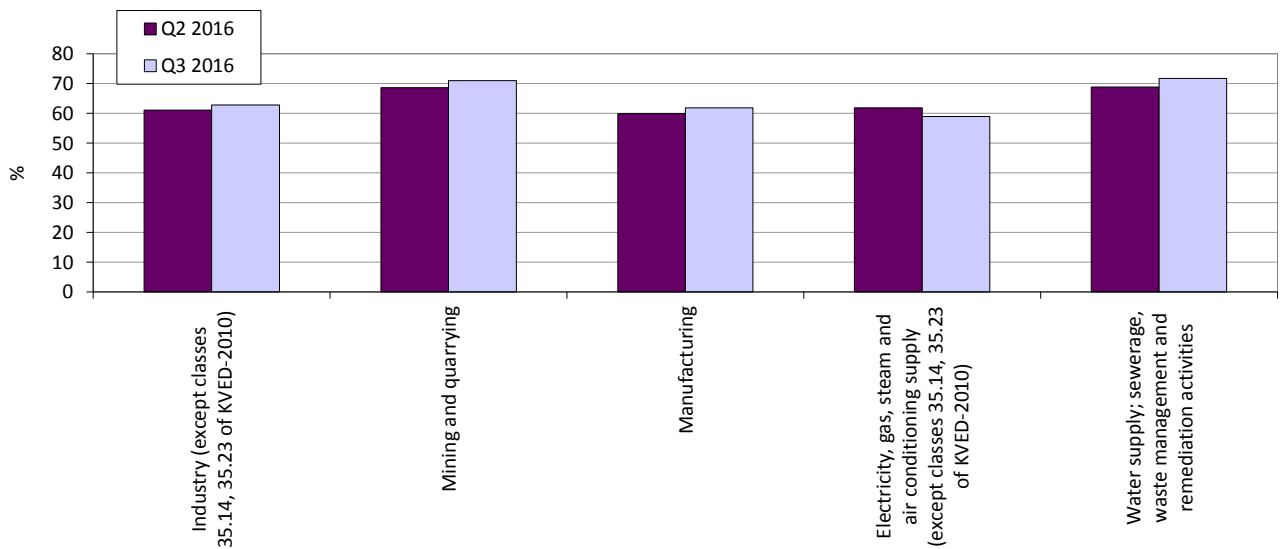
Expected changes in employment at industrial enterprises (seasonal adjustment)



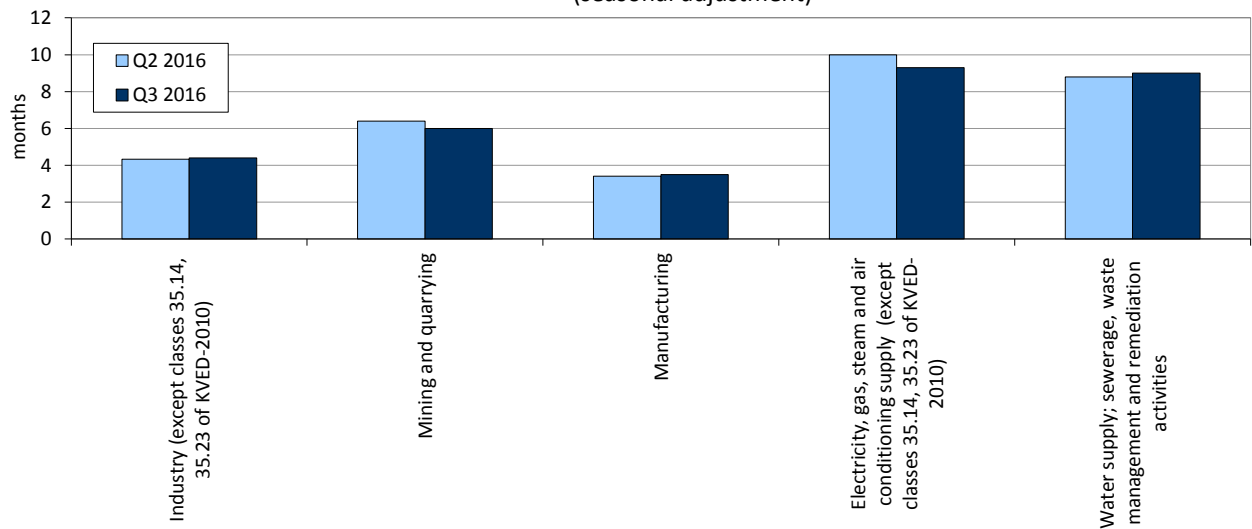
Factors limiting production (seasonal adjustment)



Capacity utilization of industrial enterprises



Availability of orders to industrial enterprises (seasonal adjustment)



Results of the survey of industry enterprises in July 2016

(per cent of the total number of surveyed enterprises)

Industry (sections B-E except classes 35.14, 35.23 of KVED-2010)	Results of the survey of 1432 enterprises						
	How did change in April-June 2016:	increased	remain unchanged	decreased	no response	balance	change of balance over II quarter 2016, pp
	production	31	40	29	0	2	16
	total order-books (demand)	21	51	27	1	-6	13
	How do you assess your current overall order-books (demand)	more than sufficient (above normal)	sufficient (normal for the season)	not sufficient (below normal)	no response	balance	change of balance over II quarter 2016, pp
		1	56	43	0	-42	3
	How do you assess your current export order-books (export demand)	more than sufficient (above normal)	sufficient (normal for the season)	not sufficient (below normal)	no response	balance	change of balance over II quarter 2016, pp
		0	21	25	54	-25	0
	How do you assess your current stocks of finished products	too large (above normal)	adequate (normal for the season)	too small (below normal)	no stocks of finished goods	balance	change of balance over II quarter 2016, pp
		3	58	11	28	-8	1
	How do you assess your current production capacity, considering your current order books and the expected change in demand over July-September 2016	more than sufficient	sufficient	not sufficient	no response	balance	change of balance over II quarter 2016, pp
		15	77	7	1	8	-2
	How do you expect to change over July-September 2016:	increase	remain unchanged	decrease	no response	balance	change of balance over II quarter 2016, pp
	production	27	55	18	0	9	-6
	employment	9	78	13	0	-4	2
	selling prices for the products	28	67	4	1	24	-3
	How do you expect to change export orders (export demand) over July-September 2016	increase	remain unchanged	decrease	no response	balance	change of balance over II quarter 2016, pp
		9	30	9	52	0	-2

Industry (sections B-E except classes 35.14, 35.23 of KVED-2010)	How did change competitive position on the domestic market in April-June 2016	improved	remained unchanged	deterio- rated	no response	balance	change of balance over II quarter 2016, pp
		4	84	12	0	-8	-1
	How did change competitive position on foreign markets in April-June 2016:	improved	remained unchanged	deterio- rated	no response	balance	change of balance over II quarter 2016, pp
	inside the EU	2	35	5	58	-3	1
	outside the EU	2	35	6	57	-4	1

Mining and quarrying (section B of KVED-2010)	Results of the survey of 88 enterprises						
	How did change in April-June 2016:	increased	remain unchanged	decreased	no response	balance	change of balance over II quarter 2016, pp
	production	26	40	34	0	-8	8
	total order-books (demand)	15	59	26	0	-11	18
	How do you assess your current overall order-books (demand)	more than sufficient (above normal)	sufficient (normal for the season)	not sufficient (below normal)	no response	balance	change of balance over II quarter 2016, pp
		1	55	44	0	-43	4
	How do you assess your current export order-books (export demand)	more than sufficient (above normal)	sufficient (normal for the season)	not sufficient (below normal)	no response	balance	change of balance over II quarter 2016, pp
		1	18	15	66	-14	-3
	How do you assess your current stocks of finished products	too large (above normal)	adequate (normal for the season)	too small (below normal)	no stocks of finished goods	balance	change of balance over II quarter 2016, pp
		5	55	23	17	-18	-7
	How do you assess your current production capacity, considering your current order books and the expected change in demand over July-September 2016	more than sufficient	sufficient	not sufficient	no response	balance	change of balance over II quarter 2016, pp
		9	70	20	1	-11	-5
	How do you expect to change over July-September 2016:	increase	remain unchanged	decrease	no response	balance	change of balance over II quarter 2016, pp
	production	19	65	16	0	3	-16
	employment	1	82	17	0	-16	-6
	selling prices for the products	9	81	10	0	-1	0

Continued

Mining and quarrying (section B of KVED-2010)	How do you expect to change export orders (export demand) over July-September 2016	increase	remain unchanged	decrease	no response	balance	change of balance over II quarter 2016, pp
		2	24	4	70	-2	-11
	How did change competitive position on the domestic market in April-June 2016	improved	remained unchanged	deterio- rated	no response	balance	change of balance over II quarter 2016, pp
		1	88	11	0	-10	6
	How did change competitive position on foreign markets in April-June 2016:	improved	remained unchanged	deterio- rated	no response	balance	change of balance over II quarter 2016, pp
		inside the EU	3	26	2	69	1
	outside the EU	2	24	3	71	-1	1

Manufacturing (section C of KVED-2010)	Results of the survey of 1131 enterprises						
	How did change in April-June 2016:	increased	remain unchanged	decreased	no response	balance	change of balance over II quarter 2016, pp
	production	34	40	25	1	9	25
	total order-books (demand)	24	49	27	0	-3	17
	How do you assess your current overall order-books (demand)	more than sufficient (above normal)	sufficient (normal for the season)	not sufficient (below normal)	no response	balance	change of balance over II quarter 2016, pp
		1	53	46	0	-45	3
	How do you assess your current export order-books (export demand)	more than sufficient (above normal)	sufficient (normal for the season)	not sufficient (below normal)	no response	balance	change of balance over II quarter 2016, pp
		1	25	31	43	-30	1
	How do you assess your current stocks of finished products	too large (above normal)	adequate (normal for the season)	too small (below normal)	no stocks of finished goods	balance	change of balance over II quarter 2016, pp
		3	65	11	21	-8	2
	How do you assess your current production capacity, considering your current order books and the expected change in demand over July-September 2016	more than sufficient	sufficient	not sufficient	no response	balance	change of balance over II quarter 2016, pp
		17	76	7	0	10	-2

Continued

<i>Manufacturing (section C of KVED-2010)</i>	How do you expect to change over July-September 2016:	increase	remain unchanged	decrease	no response	balance	<i>change of balance over II quarter 2016, pp</i>
	production	29	54	16	1	13	-10
	employment	10	78	12	0	-2	0
	selling prices for the products	26	70	3	1	23	-6
	How do you expect to change export orders (export demand) over July-September 2016	increase	remain unchanged	decrease	no response	balance	<i>change of balance over II quarter 2016, pp</i>
		11	36	11	42	0	-2
	How did change competitive position on the domestic market in April-June 2016	improved	remained unchanged	deteriorated	no response	balance	<i>change of balance over II quarter 2016, pp</i>
		5	82	13	0	-8	-1
	How did change competitive position on foreign markets in April-June 2016:	improved	remained unchanged	deteriorated	no response	balance	<i>change of balance over II quarter 2016, pp</i>
	inside the EU	2	41	6	51	-4	0
	outside the EU	3	42	8	47	-5	1

<i>Electricity, gas, steam and air conditioning supply (section D, except classes 35.14, 35.23 of KVED-2010)</i>	<i>Results of the survey of 120 enterprises</i>						
	How did change in April-June 2016:	increased	remain unchanged	decreased	no response	balance	<i>change of balance over II quarter 2016, pp</i>
	production	13	29	58	0	-45	-59
	total order-books (demand)	9	48	40	3	-31	-39
	How do you assess your current overall order-books (demand)	more than sufficient (above normal)	sufficient (normal for the season)	not sufficient (below normal)	no response	balance	<i>change of balance over II quarter 2016, pp</i>
		0	74	25	1	-25	1
	How do you assess your current export order-books (export demand)	more than sufficient (above normal)	sufficient (normal for the season)	not sufficient (below normal)	no response	balance	<i>change of balance over II quarter 2016, pp</i>
		0	1	0	99	0	0

<i>Electricity, gas, steam and air conditioning supply (section D, except classes 35.14, 35.23 of KVED-2010)</i>	How do you assess your current stocks of finished products	too large (above normal)	adequate (normal for the season)	too small (below normal)	no stocks of finished goods	balance	<i>change of balance over II quarter 2016, pp</i>
		0	12	3	85	-3	0
	How do you assess your current production capacity, considering your current order books and the expected change in demand over July-September 2016	more than sufficient	sufficient	not sufficient	no response	balance	<i>change of balance over II quarter 2016, pp</i>
		15	78	6	1	9	-5
	How do you expect to change over July-September 2016:	increase	remain unchanged	decrease	no response	balance	<i>change of balance over II quarter 2016, pp</i>
		15	52	32	1	-17	48
	production	15	52	32	1	-17	48
	employment	4	78	18	0	-14	27
	selling prices for the products	58	39	3	0	55	25
	How do you expect to change export orders (export demand) over July-September 2016	increase	remain unchanged	decrease	no response	balance	<i>change of balance over II quarter 2016, pp</i>
		1	1	1	97	0	1
	How did change competitive position on the domestic market in April-June 2016	improved	remained unchanged	deteriorated	no response	balance	<i>change of balance over II quarter 2016, pp</i>
		1	92	6	1	-5	-1
	How did change competitive position on foreign markets in April-June 2016:	improved	remained unchanged	deteriorated	no response	balance	<i>change of balance over II quarter 2016, pp</i>
		0	2	0	98	0	0
	inside the EU	0	2	0	98	0	0
	outside the EU	1	1	0	98	1	2

<i>Water supply, sewerage, waste management and remediation activities (section E of KVED-2010)</i>	<i>Results of the survey of 93 enterprises</i>						
	How did change in April-June 2016:	increased	remain unchanged	decreased	no response	balance	<i>change of balance over II quarter 2016, pp</i>
	production	19	51	29	1	-10	12
	total order-books (demand)	17	60	22	1	-5	24

<i>Water supply, sewerage, waste management and remediation activities (section E of KVED-2010)</i>	How do you assess your current overall order-books (demand)	more than sufficient (above normal)	sufficient (normal for the season)	not sufficient (below normal)	no response	balance	<i>change of balance over II quarter 2016, pp</i>
		3	66	31	0	-28	0
	How do you assess your current export order-books (export demand)	more than sufficient (above normal)	sufficient (normal for the season)	not sufficient (below normal)	no response	balance	<i>change of balance over II quarter 2016, pp</i>
		0	2	2	96	-2	1
	How do you assess your current stocks of finished products	too large (above normal)	adequate (normal for the season)	too small (below normal)	no stocks of finished goods	balance	<i>change of balance over II quarter 2016, pp</i>
		1	28	7	64	-6	2
	How do you assess your current production capacity, considering your current order books and the expected change in demand over July-September 2016	more than sufficient	sufficient	not sufficient	no response	balance	<i>change of balance over II quarter 2016, pp</i>
		9	84	6	1	3	7
	How do you expect to change over July-September 2016:	increase	remain unchanged	decrease	no response	balance	<i>change of balance over II quarter 2016, pp</i>
		18	68	14	0	4	-9
	production	18	68	14	0	4	-9
	employment	5	85	9	1	-4	0
	selling prices for the products	35	58	6	1	29	5
	How do you expect to change export orders (export demand) over July-September 2016	increase	remain unchanged	decrease	no response	balance	<i>change of balance over II quarter 2016, pp</i>
		3	4	0	93	3	1
	How did change competitive position on the domestic market in April-June 2016	improved	remained unchanged	deteriorated	no response	balance	<i>change of balance over II quarter 2016, pp</i>
		2	92	4	2	-2	3
	How did change competitive position on foreign markets in April-June 2016:	improved	remained unchanged	deteriorated	no response	balance	<i>change of balance over II quarter 2016, pp</i>
		0	4	0	96	0	0
	inside the EU	0	4	0	96	0	0
	outside the EU	0	3	0	97	0	1